

## **Historic, archived document**

Do not assume content reflects current scientific knowledge, policies, or practices.



*W.D.L.*

# DeGiorgi Brothers Co.

*Seed Growers and Importers  
of Strictly High Grade Seeds*

COUNCIL BLUFFS, IOWA


Our 34th Year

**1939**

Our 34th Year

## Novelties and Specialties

### SPECIAL OFFER TO VEGETABLE AND FLOWER GROWERS



**PANSY AMERICA**—The finest Pansy in existence.  
The best for bedding, cutting or growing under glass.  
We Introduced Pansy America

Since the date of introduction we have improved our strain greatly. Those that must have the very best there is in Pansies will find that plants our seed produces will sell at good prices in spite of severest competition.

One of the proofs that our strain of Pansy America possesses superior qualities is the fact that those of our customers that tried other strains from other growers are using our strain again to the exclusion of all others.

#### PLEASE

Write for Our Big Catalog

#### OUR BIG CATALOG

is valuable. That is what we say. It is no empty self praise, it is a fact. Just look through a bunch of books dealing with horticultural subjects, consider the cost of these books, compare the net gain, with the net gain in information, that you will get by studying our catalog.

Our catalog costs you nothing.

Why do we put out such a catalog? To render service, to deserve the patronage of our customers.

You will get from us not only seeds of the very best quality, you will not only find everything that is worth while listed, whether new or old, you also will find the most accurate and truthful descriptions and the most reliable cultural directions.

For these reasons is it expecting too much to be favored by your request for our big catalog?

## THIS CATALOG

We mailed it to you because we would like to be favored with some of your business.

This catalog containing only 32 pages is an extract out of our regular catalog of 120 pages containing offers that it is impossible to crowd into an affair of only 32 pages.

Our aim in sending you this small catalog is, to make you interested in our establishment to the extent that you will write us (a postal card will do) and ask for our big catalog.

Our big catalog is worth having because it contains offers of vegetable and flower seeds of either entirely new varieties or of standard varieties of which we have pure and true to name seed. Also it contains LOTS of information pertaining to vegetable and flower growing.

This big catalog will cost you nothing; we will be glad to mail it to you upon request.

If for any reason you will be unable to send us an order after reading our big catalog, we ask you to please hand or loan our catalog to your friends. Your friends may be glad to learn as to what kind of a seed house ours is.

In short, we are looking for business, and any favors, however small, will be appreciated by us. We thank you in advance for any show of friendliness, and wishing you the best of luck, we are,

Yours very truly,  
DE GIORGI BROS. CO.

### Who We Are — What We Do

We are seed growers and cater to the most critical trade there is, namely, to market gardeners, truckers, canners and florists. We supply to this critical trade seeds of the highest quality.

We never send out second grade seeds as some may think when comparing our prices with those of others. The best is none too good when it comes to seeds—we know it—and act accordingly.

Using our seeds means to be on the safe side. Our seeds are reliable and favorably known since 1905—in other words, for thirty-four years.

### Save Money—Save Worry

ADDRESS YOUR ORDERS TO:

**Giorgi—Seeds**  
**Council Bluffs, Ia.**

The foremost vegetable and flower growers, among them the biggest establishments of national repute, depend for their seed supply on us. Let us get acquainted, a trial order will do this—and whether large or small, will be highly appreciated by us, promptly filled, and we hope will lead to mutually profitable and increased dealings. Place your orders early. Seeds are not bricks. Bricks can be had at any time, in any quantity—the supply of clay is unlimited. Not so with seeds. Every year certain seeds are in short supply owing to poor crops. Shortages show as the season advances—order early while the supply is good.

## THIS CATALOG

of ours consisting of 32 pages is only a "sample." We have a real catalog of 120 pages that costs money to print but which you can have for nothing if you will write and ask for a copy.

Our big catalog describes thousands of vegetable varieties and thousands of flowers. It contains information some of such nature that you will not find anywhere else.

**Please Write For Our**  
**BIG CATALOG**

## HOW GOOD ARE OUR SEEDS?

TO SUPPLY THE VERY BEST seeds is our specialty. Most anybody can grow seeds. How good?

There are many seed growers in this world. Only a few are on the job producing seeds as near perfect as is humanly possible. We know who these good seed growers are and we know the would be seed growers. When we buy seeds such as we ourselves cannot produce owing to climatic conditions, we buy only from growers that we know, turn out a product way above the average.

Seed grown with care costs more money to produce. But the difference in price is not very great. We gladly pay more for the seed when we know that we are getting our money's worth. To get high class seed means this: First the plants that are to produce the seed must be sorted out. Nothing but perfect type of plants is planted for a seed crop. While the plants are growing and developing the grower or his assistants go through the fields as many as five times during the growing season and ruthlessly pull out every plant that is not true to type. That cuts down the crop but raises the quality of the seed.

Seed grown as outlined above is the seed we handle. Lower prices do not interest us when we are buying or placing contracts for seed crops. We protect the interests of our customers and maintain for ourselves a good name.

When comparing prices our prices may seem to be abnormally low in some cases. When we ask less than others there is a reason. The customer gets the benefit—saves money. When we ask a high price for some of the special strains it is for unavoidable causes. Some seed to be really good must be rogued so severely that sometimes one half of the seed bearing plants is destroyed and this process is going on for a period of years. To make a long story short we say: Pay no attention to prices we ask. Rest assured that we did see to it that the seed is seed of quality and safe to use. You will have no complaint to make. We deliver the goods. That is why we are in business for over thirty-one years.

If the traveling salesmen of some of the competitors are knocking us to you, let them talk. Buy their seeds and buy also some of ours. Compare the results. Let the results do the talking.

## GOOD BUSINESS AHEAD

with slight changes in the present system. The present system. What is it? One prey on another. I cheat you and you cheat me—if you can get by with it. A fine system. No? Is there a better system? There is!

All that is needed to make the present system a human system is to place personal character above money and to adopt a few other slight changes.

That done, everyone would try to outdo the other in honesty, learning, agreeable manners and dollars would become the second fiddle.

Honest people would rule and the crooks would be made to work. We are not condemning the capitalistic system. Under it, mankind made an immense progress. The system forced the people to exert themselves to the utmost. That does not work any more, we all can see that.

We have too much of everything, yet millions are unable to make a bare living. That a change is needed we all know. Very few do know how easy it is to make a few slight changes to bring about prosperity for all.

A man, a great man wrote a book in which he explains how, by adopting a few slight changes in the present economic system ALL of us would benefit immensely. His book tells the truth. Your daily papers will not tell you the truth. You should, you MUST know the truth. Here is your chance to learn the TRUTH and the facts as to why the depression is on and how to almost instantly, sweep the depression out of the way. Read W. H. Harvey's "The Book" a book of 224 pages costing only 25 cents, postpaid, which you can get from Mundus Publishing Co., Monte Ne, Arkansas, or from us.

# The News for 1939

Both vegetable as well as flower seeds are in ample supply. Prices are the same as last year and in some cases lower. Prosperity is still around the corner.

Like every year there are many novelties but novelties of real value to the gardener or the florist are very few. All good novelties are listed by us either on novelty pages or together with regular offerings.

To those that never before dealt with us we say: We are in business for 33 years, we have many friends and very few enemies. Our policy is and always was to give value to be of service. We have never entertained the idea that we are in business "to make money." We are here to serve those in need of seeds to the best of our ability and thus earn and deserve profit IF ANY. Try us if in need of vegetable or flower seeds. Others did and are not sorry for doing so. We could print testimonials by the hundred but are not doing so mostly for the reason that nowadays and for a long time past testimonials are furnished against payment to those that need them or to those that think they should be making money fast. The public cannot tell which of the testimonials are true and which are false and wisely pays no attention. We suggest covering part of your needs in seeds from us. We will serve you well.

## TOMATO FIRESTEEL

### A SENSATIONAL NEW TOMATO

Of all red tomatoes Firesteel is the king. There is NO variety at present whether early or late that can be compared with Firesteel.

Firesteel was originated by Mr. Clare Barber of Firesteel Gardens, Mitchell, S. D., by crossing Marglobe with the variety Bison. The fruit of Firesteel is larger than the fruit of any other variety and in size is comparable only to the variety Ponderosa. It is a globe, ripens a fine dark crimson red all over at the same time. It is absolutely smooth, exceedingly solid and meaty and the best flavored tomato we have ever eaten, free from acidity, fine for juice and unbeatable as a slicer. Individual tomatoes weigh from 12 to 15 ozs. and are borne in clusters of three to five. The tomatoes are of immense size not only at the first picking but clear to the end of the season. There are hardly any small tomatoes. The vines will set on a heavy crop of fruit no matter how hot and dry it gets. In actual trials conducted by Mr. Barber in 1937 a year that will be remembered for a long time as hot and dry, Firesteel produced 11 bushels of tomatoes per row. Under the same identical conditions Bison went 4½ bu., Penn State 2¼ bu., John Baer about a peck while a number of other varieties failed to set any fruit at all.

It is no overstatement when we say that Firesteel is the King among tomatoes. Our opinion is shared by our friend, Mr. H. Linden, who has fifty years of experience as a market gardener and "knows tomatoes." Pkt. 15c; oz. \$1.00.

**BUSH BEAN DELICATA (58 days)** Pods 6 to 7 inches long of light transparent yellow almost straight, semi-round, tender and of delicate flavor. All that tasted this bean pronounced it as the most delicately flavored of ANY bean. Delicata will be welcomed by all growers that cater to trade where high quality is appreciated and rewarded. Plants 20 in. tall, bushy, producing heavy crops of pods. Pkt. 10c; lb. 35c, prepaid. Not prepaid: 5 lbs. 90c, 10 lbs. \$1.80.

## CABBAGE SHORT STEM HOLLANDER

### Special Strain (100 days)

Forms extremely tight heads with practically no hollow spaces, perfectly globe shaped of medium size.

Will come out of storage in better shape than other cabbages because it has several layers of dark green outside leaves. You remove one, you remove another layer of the outside leaves and you still have a head of cabbage as fresh looking as if it was cut recently.

There are several strains of Hollander. Checked up in extensive field trials our Special Hollander was found the best strain. Pkt. 10c; oz. 30c; lb. \$2.60; 10 lbs. \$24.00.

## SAVOY WINTER KING (100 days)

Heads very solid, perfectly ball-shaped, extra fine curled, medium sized and of beautiful dark green color. Extremely hardy. The finest late maturing variety at present. Pkt. 10c; oz. 45c; lb. \$4.00.



## CAULIFLOWER SUPER DANAMERICA (66 days)

Super Danamerica is the finest second early cauliflower in existence. It forms a head that is unusually high, solid, heavy and snow white. Perfectly fixed as to type, yielding under normal growing conditions practically 100% grade one heads. In season only 10 days later than Early King. It heads uniformly throughout the field and the whole crop is ready to cut inside of two weeks. The stalk of Super Danamerica is shorter than in any other variety, the leaves are not spaced but grow as closely together as cabbage, forcing the inner leaves to curl over the head providing perfect protection from unfavorable weather. A very valuable variety to all growers wishing to get a crop of cauliflower just about the time the crop of Early King cauliflower is marketed. Pkt. 20c; oz. \$2.00; lb. \$24.00.

## CABBAGE GREEN ACRE (70 days)

This variety was developed to meet the demand for fresh looking cabbage, that retains its green color for a long time and thus help the storekeepers to effect more sales. "Eat more cabbage—you know the slogan (Eat more Bananas, etc.)"

Green Acre is a new variety, heads round like a ball, solid and heavy, enveloping leaves clear glossy dark green, suggesting "fresh" appearance. Stalks short. About 85% of the crop is ready to cut 70 days from transplanting, the balance of the crop is ready within 10 days after that. Good yielder, reliable crop producer and keeps for a long time in storage, retaining its fresh green color. Pkt. 10c; oz. 40c; lb. \$2.80 prepaid.

## CUCUMBER TAXPAYER (52 days)

Besides being one of the earliest, it is a cucumber of beautiful appearance. Color extra dark, glossy green. The fruit is 8 to 9 inches long and in this respect compares favorably with such varieties as Longfellow, etc. Heavily productive and the vines bear over a long period of time. We recommend this new cucumber to all our customers. It is not a new cucumber. It was developed by an expert vine seed grower some few years ago and was under his strict control. We now have the seed and whoever will grow Taxpayer whether for a crop of slicing cucumbers, for pickles, or for shipping will make no mistake.

An excellent cucumber—just imagine the returns will be so good that you will be able to pay TAXES. Pkt. 10c; oz. 15c; lb. \$1.20.

## CUCUMBER LINDEN'S MARVEL (62 days)

An extremely handsome new variety a strain of white spine, the fruit averaging 10 in. in length, smooth straight of well balanced shape, the ends not pointed of very dark green color. Strong grower, blight resisting immensely productive and quite early. As long as Linden's Marvel is on the market the buyers are leaving other cucumbers alone. This is because Linden's Marvel is highly attractive in appearance and of the size everybody is favoring. Pkt. 10c; oz. 15c; 1 lb. \$1.40.



### CELERY MICHIGAN GOLDEN (120 days)

Yellows Resistant Self Blanching Celery, a pedigreed strain intermediate in type between Tall Golden and Golden Plume and bred by plant pathologists of Michigan State College for resistance to yellows. Highly resistant to yellows, also known as root rot, crown rot, "sickness" and stunt and can be grown successfully in soils infested with yellows fungus where other celeries are seriously affected. Is not resistant to other celery diseases and seed treatment, together with the use of protective dusts or sprays, must be relied upon to control leaf blights. Pkt. 10c; oz. \$1.00.

### CELERY

#### NON-BOLTING GOLDEN PLUME (115 days)


New. Will not bolt to seed even under quite unfavorable weather conditions. In all other respects Non-Bolting is similar to regular Golden Plume. Same high quality, just as easy to blanch out but is not quite as resistant to fusarium yellows as regular Golden Plume and we do not recommend it for sections where that disease is prevalent. Height 20 in. Pkt. 10c; oz. \$1.00; lb. \$12.00.

#### CELERY CRISPHEART (112 days)

Of all "green" celeries about the easiest to blanch. Plants compact with medium dark green tops. Height in California 25 to 29 inches overall and 7 to 10 inches to joint, mostly 8 to 10 inches. Eastern reports show height varying from 18 to 28 inches according to conditions. Plants have ample girth, the extreme outer stems are narrow but when striped for market show only broad, very thick stems, a compact formation and creamy blanch. It is crisp and free from strings. Flavor is rich yet mild. Blanches readily enough to be fit for market after being papered for 3 or 4 weeks. Pkt. 10c; oz. 50c; lb. \$5.00.

### CHOP SUEY GREENS

Used in the preparation of the famous dish, Chop Suey, or can be used like any other greens. Of distinct flavor not found in any other vegetable, truly Oriental and impossible to describe. Those that tried it, prepared like spinach, proclaimed it a superb dish. Of upright growth with leaves cut like those of a fancy fern. Ready to use when about a foot high. Sow early in the spring in rows foot apart. The seed germinates unevenly. Pkt. 10c; oz. 30c.




### CARROT GOLD COIN (70 days)

**THE SWEETEST—THE EARLIEST  
THE BEST FOR WINNING MONEY**

Our new Gold Coin carrot, is fully developed and ready for the market 70 days after date of sowing. The roots are 6½ to 7 inches long, almost an inch through, stump rooted, perfectly cylindrical, smooth and straight. Very uniform, there is not an "off" root in a bushel. Other good early carrots are not more than half developed at a time, when Gold Coin is ready to sell. Gold Coin can be marketed early and late. Can be left in the ground till late fall and if stored will keep perfectly.

Of highest quality, very sweet, of a most pleasant, scented flavor, richly colored, orange-red. An ideal carrot from every viewpoint. Pkt. 10c; oz. 15c; lb. \$1.20, prepaid.



### CELERY—FLORIDA GOLDEN (118 days)

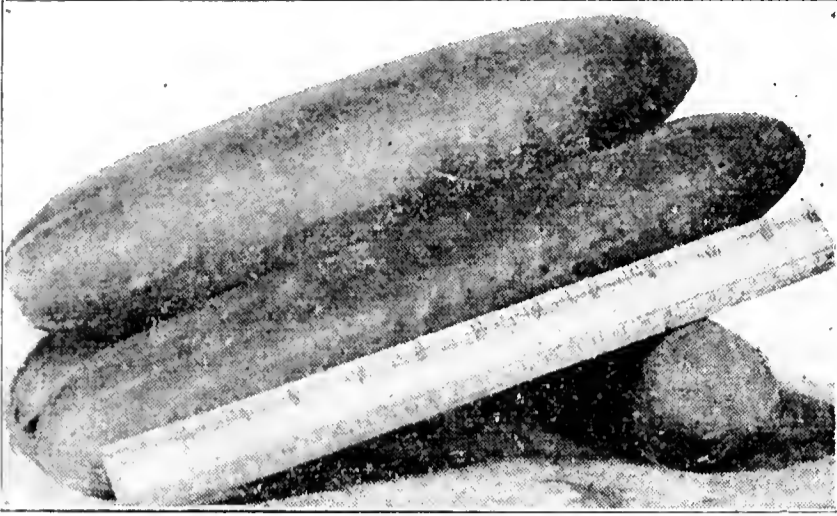
Of the Golden Plume type and season, but a very great improvement over that variety. Possesses greater height and weight of plant and the edible part of the stem is larger. In Florida this celery has a height of 22 to 24 inches and the length of the edible stems is in Florida 8 to 9 inches. The foliage of Florida Golden is slightly darker green than Golden Plume, the stems are broad, thick, solid, the plants full hearted and very compact, blanching to a rich cream color. We recommend a trial of this new celery to growers everywhere. Resistant to root rot also known as yellows. Pkt. 10c; oz. 50c; lb. \$5.00.

### CELERY TRADE BUILDER (130 days)

Plant 16 inches tall, stocky, heart large and full, creamy yellow. Stalks broad, thick and meaty, crisp, very tender and so brittle that it will not stand distant shipping. It stands alone in quality, which is wonderful in the full meaning of the word. This is a celery that will appeal to the fancy class of buyers and will fetch fancy prices. It will advertise you as a skillful gardener and producer of a perfect product. Grow Trade Builder for your local market. You will sell it easily with a pleasing profit at any time. Medium early, a wonderful keeper and high class as a winter sort. Pkt. 10c; ¼ oz. 12c; oz. 45c; lb. \$3.00.

### PEPPER CALWONDER (63 days)

An early strain of California Wonder maturing a week to ten days ahead of regular stocks. Plant dwarf, vigorous, heavily productive. Fruits 3 to 4 lobed, upright, very attractive, smooth, uniform, deep green, changing to bright crimson at maturity. Thick, sweet and mild. Particularly desirable in areas of shorter season. Pkt. 10c; oz. 60c; lb. \$6.00.




### CUCUMBER TRIUMPH (60 days) Extra Early—Extra Good

A beautiful long, slender dark green cucumber retaining its color longer than any other cucumber and commanding a premium on the critical markets. It is a vigorous, productive variety highly resistant to unfavorable growing conditions. A very fine slicing variety. Length of fruits 10 to 11 inches. Pkt. 10c; oz. 20c; lb. \$2.00.


### SCARLET GLOBE No. 10 (27 days)

Two days later in season than Early Scarlet Globe. Ideal to grow on muck soils because No. 10 on muck soils does not have heavy and long tops as does regular Scarlet Globe. It is the right kind of radish to grow for shipping. The bunched radishes not having excessive tops weigh less and a saving is effected on express charges. Color bright scarlet, quality the highest. Pkt. 5c; oz. 10c; lb. 60c; 10 lbs. \$5.00; 100 lbs. \$45.00, prepaid.



### RADISH MAGDEBURG (24 days)

Market Gardeners! This new radish will sell on any market and we believe that the returns will be better than is the rule. Early Magdeburg will sell fast because it is a beauty in looks and the quality is as good as the "looks." The radishes are inch and half long, about half inch through, flesh sweet and mild, skin the brightest imaginable deep scarlet. Very inviting in appearance and no buyer after tasting the radish will care much for other radishes as long as Early Magdeburg radish will be available. The roots run uniform like peas in a pod almost. The tops are medium short, ample for tying in bunches. We also recommend Magdeburg radish for forcing under glass. Pkt. 5c; oz. 10c; lb. 80c; 10 lbs. \$7.00.



### SWEET CORN SPANCROSS (72 days)

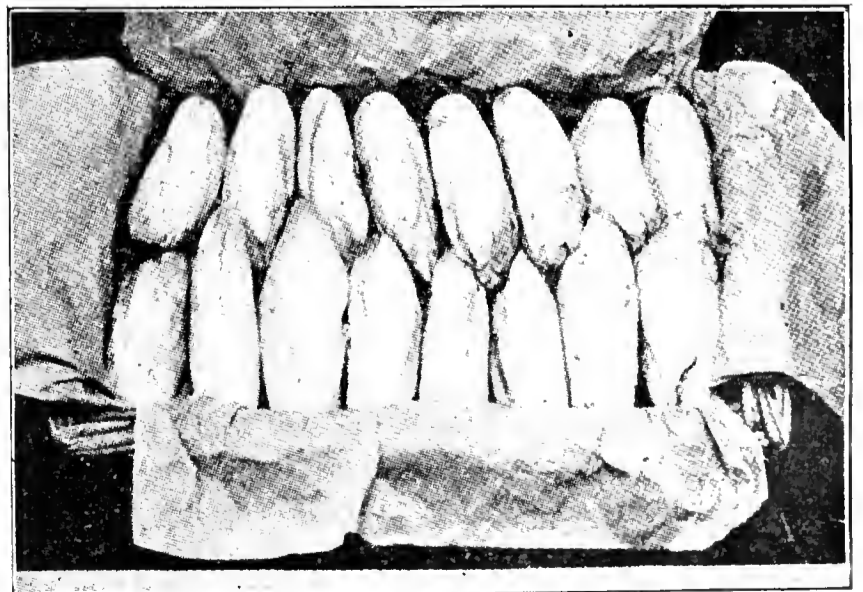
SPANCROSS 2 or C-2—The earliest Hybrid Sweet Corn ready to sell 72 days after planting. Stalks about 6 feet tall, ears 10-16 rowed slightly tapering. 6-8 inches long of golden yellow color. Exceptionally sweet. Was tried in many parts of the country and everywhere proved heavily productive. Prepaid: Pkt. 10c; 1 lb. 50c. Not prepaid: In lots of 5 lbs. or over 30c per lb.

### RADISH WHITE BALL (25 days)

New. Same as White Pearl. The best early round white radish. Uniform in size, smooth skin, glistening white flesh, crisp and sweet. Never gets pithy. Pkt. 5c; oz. 10c; lb. 60c.

### TOMATO BROWN SPECIAL (82 days)

A new and exceedingly good late variety. In the East where it originated, growers report from experience of a few years that they have less cracked tomatoes in this variety than any other they could grow. Brown Special produces fruit of tremendous size, namely 3 inches in diameter and two inches deep, a flattened globe, similar in shape to Greater Baltimore. Color bright scarlet. It is a heavy yielder provided it is grown in heavy soil. Does not do well on light soils. Brown Special has been grown so far principally for canning purposes in Delaware and Maryland. Elsewhere it is practically unknown. Pkt. 10c; oz. 40c; lb. \$4.00.



### WITLOOF CHICORY TRIUMPH

New. Produces extra large solid heads that blanch snow-white, are very uniform and every root produces salable head. Triumph is a superior new variety fetching high prices on the market. Pkt. 10c; oz. 30c; lb. \$3.00.



**ONION WHITE BUNCHING (40 days)**

A quick growing onion for bunching, ready to sell 40 days after sowing. Does not knob like other varieties. Stalks white, tender and mild in taste, 14 to 18 inches high, the pure white lower part extending 2 to 3 inches up the stalk. Stays in bunching condition a long time and stands the heat well. If left standing to fully mature it develops bulbs that are almost 3 inches in diameter. However it is not recommended for large onion because in keeping qualities it is not the equal of such varieties as Minnesota Globe, Ebenezer and others. Sown in rows fairly thin needs not to be transplanted. Pkt. 10c; oz. 15c; lb. \$1.80; 10 lbs. \$15.00, prepaid.

**NEW PEAS WELCOME (53 days)**

If you are growing peas for the market, you certainly would find growing peas, way more interesting than it is if you had peas to sell ten days ahead of the usual type.

You can have such peas. This pea is our Welcome.

Welcome is a short pea, vines about two feet high, loaded with handsome, well-filled, sea-green pods. If by growing Welcome you will not make good money, you will not by growing any other pea. If you will not try Welcome, growing for the market, you will lose. Pkt. 10c; lb. 40c, prepaid. Not prepaid: 10 lbs. \$2.00; 100 lbs. \$17.00.

**PEA WYOMING WONDER (70 days)**

Produces a heavy crop of very large dark green pods 5 to 6 inches long, containing 8 to 10 large peas of unusually fine flavor that remain sweet and tender 7 to 10 days after ready to pick. Vines dark green, vigorous, 24 to 28 inches tall, 100% resistant to fusarium wilt. Where climatic conditions permit of planting a late maturing pea Wyoming Wonder will prove a well paying sort. Pkt. 10c; lb. 35c, prepaid. Unprepaid: 10 lbs. \$1.80; 100 lbs. \$16.00.

**NEW PEA RECORDAH (61 days)**

Recordah is highly developed pure strain of wilt resistant World's Record which means that it is an early pea that is ready to pick about 62 days after planting. Vines only 26 inches tall, pods 3½ inches long, straight, medium green in color, produced in quantity. A first class market garden variety, a profitable early pea to grow in sections where wilt is prevalent as Recordah is absolutely wilt proof. Pkt. 10c; lb 40c, prepaid. Not prepaid: 10 lbs. \$1.70; 100 lbs. \$16.00.

**MUSKMELON TERRY'S SPECIAL (85 days)**


As early as H & B melon, average weight 6 to 8 lbs., 8 to 12 melons will fill a bushel. Outsell all other melons on the Omaha market. In shape it is a slightly flattened globe, is only slightly ribbed, slightly more so than Hale's Best No. 36. Flesh orange, soft, without a trace of stringiness, very sweet and fragrant, which is the reason why it outsells all other melons on the market. It's value is for local marketing. Cannot be shipped as the flesh is not firm enough for that purpose. Should be picked as soon as it starts to change color from green to yellow. Owing to "prosperity around the corner" not arriving yet, prices for melons are very low in our local market. As low as 25 cents per bushel. However Terry's Special sold at 50 cents per bu. The originator, Mr. A. M. Terry of Pacific Junction, Iowa, is growing melons as a specialty for many many years. The above is his own description of the melon. Pkt. 10c; oz. 20c; lb. \$2.00.

**TOMATO SUPREME GULF STATE (77 days)**

The result of years of breeding work and vastly superior to regular commercial strains, producing a splendid increase in the amount of fruits which meet the rigid requirements of U. S. No. 1 grade. The fruits run high in larger sizes and show noticeably less cracking about the stem-end. Supreme Gulf State is almost as early as Break O' Day and quite earlier than Livingston's Globe. The plants set well in the lower clusters and bear large globular fruits over a long period. Picked green, the fruits color up to bright purplish-pink. Pkt. 15c; oz. \$1.00; ¼ lb. \$3.00.

**TOMATO SUPREME MARGLOBE (77 days)**

Materially improved in size and uniformity which we recommend without reservation as the finest stock of Marglobe obtainable. The fruits are a rich deep scarlet, color well around the stem-end and are uniformly globular. They run high in large sizes and show noticeably less cracking about the stem-end than ordinary Marglobe. Pkt. 15c; oz. \$1.00; ¼ lb. \$3.00.

**TOMATO SCARLET DAWN (70 days)**

New. An extra early, smooth globe shaped bright scarlet tomato of medium size with thick wall structure free from flat sides, ripening well to the stem. Exceptionally attractive. Vines of medium growth fairly open, very heavily productive. Highly desirable for shipping and early canning. Not recommended for the South where Scarlet Dawn does not do well. Pkt. 10c; oz. 60c.

**SPAGHETTI SQUASH (60 days)**

Same as Malabar melon. The flesh of this squash when cooked separates into strands like spaghetti. Everyone that sampled this new squash was enthused over its quality which means that Spaghetti squash will become popular and be in demand as soon as a little better known. Pkt. 10c; oz. 20c.

**TURNIP ALL SEASONS (28 days)**

New. Globe shaped, white skinned, white fleshed Turnip that is ready four weeks after sowing no matter at what season the seed is sown. Retains its shape long after the roots are fully formed and stays sweet even during hot and dry weather. This may be hard to believe yet it is a fact. Pkt. 5c; oz. 10c; lb. 60c.





## CAULIFLOWER EARLY KING (54 days)

### THE EARLIEST CAULIFLOWER IN THE WORLD

Larger, much deeper through and more solid than Snowball or any other early cauliflower. Of most attractive appearance.

It heads up evenly, the whole crop can be cut and marketed in two weeks. Produces a larger percentage of perfect heads than other varieties even on rather poor soil and under adverse conditions. Practically disease free. The head of Early King is exceptionally high with the curd standing out in relief like a ball. The inner leaves of Early King curl in at the top, closely enveloping the head and excluding rain water and any possible harm by unfavorable weather. The head is thus perfectly protected until it reaches a size of five inches across at which stage it is time to start tying. Few days after, the heads are of marketable size. If left standing the head will soon attain a size of ten inches across. The outside leaves are very dark green with stout ribs and slightly shorter than those of most other varieties, yet ample to give the heads full protection. Pkt. 15c;  $\frac{1}{8}$  oz. 30c; oz. \$2.00; lb. \$20.00.

We sell half and quarter pounds at pound rate, 5 pounds or over at 10 pound rate, 25 pounds or over at 100 pound rate.

### CARNATION PRAGUE GIANT

Much more than just another new carnation. Of all hardy carnations this is the finest. The plants are of robust growth carrying on stiff wiry stems extra double, well formed fragrant flowers two inches across in many shades of the most lovely pink besides all other straight colors. These flowers supported by stalks, so strong and rigid that not a single bloom leans towards the ground, touch one another at an even height in such a fashion as if arranged by the hand of a skilled florist into a big bouquet of such a beauty that when seen by a flower lover some of the plants will be seen no more by the grower—they will be sold and carried away. It is this upright even growth that makes Prague Giant the king of hardy carnations. No other carnation can compare with it in this respect. For several years we had plantations of Prague Giant on one of our seed farms but never gathered a single seed, had to sell the plants to visitors. Our telling them that the plants are a seed producing crop was of no use. They begged for the plants and we had to sell. **CULTURE:** Sow in spring, transplant in summer, to get blooming plants in spring. Will winter without protection. If you will place Prague Giant in pots, force gently and bring the plants into bloom in May and then to market, we assure you that you will sell the plants and will not have enough to satisfy the demand. You will positively lose if you will not plant PLENTY of Prague Giant. Outdoors Prague Giant blooms early in June to July, the seed produces about 90% double flowers. Height 15 inches. T. pkt. 15c;  $\frac{1}{16}$  oz. 35c;  $\frac{1}{8}$  oz. 60c; oz. \$4.20.

**GREEK AND LATIN**—in seed catalogs is used because world wide connections, seedmen buying and selling seeds in all parts of the world. No matter of what nationality the seed seller or the seed buyer may be, he understands these Latin and Greek names. A Japanese seed dealer for instance, would hardly understand the meaning of the word "columbine" but he knows and so does the Russian, German, etc., what "aquilegia" means. The Greek and Latin becomes the standard language that enables the seedmen, also the botanists, to understand each other. Without this, international trading amongst seedmen would be almost impossible. Some words listed below end with an "a," "s," or "m." Alba, albus, album. But it always means the same; namely "white."

Terms not included in the list below are terms of which the meaning is unknown, therefore cannot be translated.

arvensis—common in fields  
 acaulis—stemless  
 affinis—related  
 album—white  
 alpinum—from high mountains  
 alternifolius—alternate leaved  
 amellus—home on the hillside  
 anethoides—dill-like  
 angustifolia—narrow-leaved  
 argenthea—silvery  
 arenaria—sand loving  
 auricula—ear-shaped  
 auratum—golden  
 aurantiacus—orange-yellow  
 arborescens—tree-like  
 atrococcineus—dark scarlet  
 autumnalis—fall blooming  
 azurea—sky blue  
 biennis—biennial  
 barbatus—bearded  
 caespitosa—tuft forming  
 coronaria—for use in wreaths  
 cordifolius—leaves heart shaped  
 columbaria—colombo-pigeon.  
 Plgeons it was believed liked the seed.  
 cyanus—blue  
 coerulea—dark blue  
 coelestis—almost divine, sky blue  
 cruentus—bloody  
 cephalotes—head-shaped  
 capitata—like a head, clustered  
 caudatus—tail-like  
 corollata—garlanded  
 coccleum—scarlet  
 callilepis—charming  
 calycanthema—two calyxed  
 candidissima—whitest  
 caesius—steel blue  
 chalconicum—scarlet  
 digitata—fingered  
 dioica—dual  
 dealbata—whitish  
 deltoides—shaped like a D  
 dissitiflora—profusely blooming  
 damascena—from Damascus  
 elatior—tall  
 elegans—ornamental  
 eximium—outstanding  
 excelsior—stately  
 falcatus—sickle-shaped  
 fimbriata—fringed  
 floribunda—floriferous  
 fragilis—fragile  
 frutescens—shrubby  
 flexuosus—twisted  
 flore pleno—double flowered  
 flammula—flaming red  
 grandiflora—large flowered  
 grandis—great  
 gracilis—slender  
 glaucum—grayish  
 gymnocarpa—smooth seeded  
 glomerata—bunched  
 globosa—globular  
 humilis—low, humble  
 hispida—shaggy  
 hybridum—mongrel  
 heterophylla—diverse leaved  
 incana—grayish  
 indivisa—indivisible  
 insignis—remarkable  
 lusitanicus—from Portugal  
 luminosa—luminous  
 latisquama—broad-scaled  
 latifolia—broad leaved  
 lutea—yellow  
 longifolia—long leaved  
 lignosa—woody, shrubby  
 laevis—smooth  
 lanceolata—lance shaped  
 lucidus—shining  
 monstrosa—unusual  
 muricata—soft spined  
 maxima—largest  
 major—large, great  
 macrophylla—large leaved  
 maritimus—from the coast  
 magnifica—great  
 multiflora—many flowered  
 maculata—spotted  
 muricata—roughened

montana—mountain (adjective)  
 minimum—smallest  
 microphylla—small leaved  
 mirabilis—admirable  
 margaritacea—pearl-like  
 moschata—musk scented  
 malacoides—bad shaped  
 nana—dwarf  
 napellus—root beet-shaped  
 nebulosa—cloud-like  
 noctiflora—night blooming  
 nigrescens—blackish  
 nivalis—snowy  
 nudicaulis—smooth-stalked  
 nobilis—comely  
 neglectus—overlooked  
 nemorosa—home in rocky soil  
 ovatus—egg shaped  
 oblongata—oblong  
 orientale—oriental  
 officinalis—medicinal  
 occidentalis—western, European  
 ptarmica—sneeze causing  
 podaryfolia—dense leaved  
 paniculata—irregularly branched  
 persicifolia—peach leaved  
 picta—picturesque  
 pycnostachya—long spiked  
 pudica—bashful  
 procumbens—trailing  
 pennata—feather-like  
 pulcherrima—very beautiful  
 pulchellus—charming  
 pungens—sharp, pungent  
 plumarius—teaseled, feather-like  
 pseudo—misleading, false  
 pompon—beautiful  
 praecox—early  
 palustris—from swamps  
 pumillum—little  
 pyramidalis—pyramid like  
 patulus—outstretched  
 patens—open  
 polyphyllus—many leaved  
 rupestris—gravel loving  
 rotundifolium—round leaved  
 recta—upright  
 rostratum—beak possessing  
 retusus—notched at the apex  
 retro—circular  
 repens—creeping  
 ramosum—many branched  
 rubrum—red  
 rosea—rose pink  
 rugosa—wrinkled  
 suaveolens—fragrant  
 saxatile—home in the woodland  
 stolonifera—spreading—stooling  
 speciosa—gorgeous  
 sylvestris—from woods  
 sanguinea—blood red  
 spica—spike  
 scariosa—rare  
 semperflorens—everblooming  
 sempervirens—evergreen  
 sempervivum—ever alive  
 serrata—saw toothed.  
 sinuata—wavy  
 superbus—magnificent  
 simplex—single  
 stricta—straight, rigid  
 saxatile—indigenous to rocks  
 setosa—bristly  
 tomentosa—velvety  
 tenuifolium—slender-leaved  
 trichophylla—hair leaved  
 tinctorius—dye producing  
 tomentosa—velvety  
 uliginosum—dampness loving  
 uvaria—bunched  
 veris—spring flowering  
 versicolor—changing color  
 virgatum—switch-like  
 vulgaris—common  
 vaccaria—found in pastures  
 venosa—veined  
 variabilis—changeable  
 villosum—hairy  
 vera—true, genuine  
 vernalis—youthful, spring (adj.)  
 verticillatus—whorled  
 viridis—green

## TALL GIANT SNAPDRAGON SUPREME

Supreme Snapdragon is an unbeatable type. The colors are extremely bright, the combination of colors positively unusual. The size of flowers is astonishing, the flowers are perfectly placed on extra strong erect spikes. The plants are remarkably vigorous and healthy. Whether you sell plants to the flower loving public or are interested in cut flowers you want the best and the best there is at present in Tall Snapdragons is Snapdragon Supreme.

**CRIMSON SUPREME**—Very bright deep velvety crimson.  
**CINNABAR SUPREME**—A wonderful color never yet seen in Snapdragons. Most brilliant cinnabar with a bright spot of gold on the underlip.  
**DELICATE SUPREME**—Soft rose-pink. Individual flowers the biggest of all Snapdragons.  
**ORANGE SUPREME**—The upper part of the florets is of brilliant golden color, lower part bright orange, the combination of these two colors producing an immense effect.  
**PRIMROSE SUPREME**—Very rich and very bright primrose.  
**ROSE SUPREME**—Richest and purest rose-pink.  
**SCARLET SUPREME**—Fiery scarlet, throat white.  
**CORAL SUPREME**—Very distinct. Coral pink with amber.  
**GOLD SUPREME**—Color deepest golden yellow.  
**MIXED**—Contains all the above in proper proportions.  
**PRICE:** Any of the above: T. pkt. 15c; 1/8 oz. 30c; oz. \$2.00.

## ANTIRRHINUM PUMILUM

At present the highest type of bedding Snapdragons. Of exceptionally compact growth, the plants covered with bloom from the ground up. A bed of Pumilum is a solid mass of bloom all summer. Grow plenty of Snapdragon Pumilum for spring sales. The plants sell better than the plants of other sorts because they are more attractive, bushy and full of vigor. The buyers can see the difference between the plants of ordinary snapdragons and the plants of Pumilum at sight. Height 1 foot.

**APRICOT QUEEN**—Apricot suffused rose-pink.  
**CARMINE QUEEN**—Deep carmine pink.  
**CORAL QUEEN**—Coral pink, throat white.  
**CRIMSON QUEEN**—Dark crimson flower, foliage dark green.  
**ORANGE QUEEN**—Glowing orange, throat white.  
**PINK QUEEN**—Brilliant pink, throat white.  
**WHITE QUEEN**—Glistening white.  
**PUMILUM MIXED**—Price any color: T. pkt. 20c; 1/8 oz. 40c; oz. \$3.00.

## AQUILEGIA IOWA GIANTS

Flowers of immense size 4 to 6 inches across leaving the old spurred hybrids far behind in effectiveness. This strain was developed by ourselves and so far the colors are: blue, pink, scarlet and white. Height 3 ft. **MIXED.** T. pkt. 30c.

## ASPARAGUS VEIL OF LACE

(Asparagus Pseudoscaber). New. It is claimed that this Asparagus is more ornamental than Sprengeri or even Plumosus and the fact that it is perfectly hardy and can be grown in the open, makes it highly valuable to the florist. Needle-like foliage, light green at first, dark green when fully expanded. Of vigorous growth producing from spring to frost quantities of "greens". Height 5 ft. 25 seeds, 15c; 100 seeds, 45c.

## CALLIOPSIS GOLD CREST

In a test planting of New York Florists Club of 267 new flowers Gold Crest received the highest mark, namely excellent. Flowers of mammoth size, semi-double, golden yellow with a reddish brown zone. Height 20 inches. Annual. T. pkt. 10c; oz. 60c.


## CINERARIA CRIMSON KING

(Cineraria Multiflora Nana Praecox.) Flowers shining dark crimson, single, of medium size in immense symmetrical heads resembling a huge bouquet. Foliage small very dark green, forming neat compact cushions. Blooms two weeks ahead of other Cineraria. Very strong grower. Height 10 in. T. pkt. 60c.


## CLARKIA ILLUMINATION

Flowers large double, freely produced on symmetrical compact plants two feet tall. Of an enchanting color, namely orange mingled with rose pink. Many florists that have seen Illumination pronounced it the finest and most beautiful of all Clarkias. T. pkt. 10c; 1/8 oz. 20c.





**BELLIS FUSELIER**—Very high class. We urge a trial. Also do not overlook the new variety American Beauty. Fuseller has double flowers 2 to 2½ inches across, fine stems, flowers fine for flower work when cut in pink and white. **MIXED.** T. pkt. 25c; 1/32 oz. 45c.



### COTYLEDON SIMPLICIFOLIA

Hardy perennial. Blooms in July and August, the bloom covering the whole plant with overhanging branches, thick set with small ball shaped deep yellow flowers. First rate for rockeries, bedding and borders. The seed which is very fine germinates in 2-3 weeks after sowing. Sow in shallow pans or pots, press the seed to the soil, cover with glass but do not cover the seed with dirt at all. Height 20 in. T. pkt. 60c.

### FUCHSIA DWARF DOUBLE

Fuchsia is a beautiful plant but now almost forgotten. If placed in full bloom before the public it will sell and therefore is worth growing. This new race produces from seed, extra large extra double flowers in many colors on plants only 12 inches tall. Comes about 80% true from seed. 25 seeds, 30c; 50 seeds, 50c.

### DELPHINIUM PACIFIC GIANTS

Vetterle and Reinelt strain. Flowers extremely large, 2½" to 3½" in diameter well formed, symmetrically spaced on straight stems that are solid and whippy and practically 100 per cent double. Richly colored in shades of light to deepest blue. An extra choice cut flower. Comparatively mildew resistant. The flowers do not shatter. **MIXED.** T. pkt. 50c; ¼ oz. \$1.00; ½ oz. \$1.90.

### ASTER EARLY GIANT

The finest large flowered, heavy stemmed wilt resistant Aster yet developed. Flowers are of the large Giants of California type, while the plants are less tall, about 1½ ft. in height, with strong heavy stems. Early blooming, coming into flower early in August, fully four weeks earlier than the Giants of California.

**LIGHT BLUE**—Clear rich light blue, a shade which blends beautifully with either deeper or lighter tones.

**PEACH BLOSSOM**—Opens almost white and flushes light pink then lavender pink as the flower fully matures.

**PRICE**—Either color: T. pkt. 20c; ¼ oz. 80c; oz. \$6.00.

### HOLLYHOCK INDIAN SPRING

New annual Hollyhock producing semi-double flowers 5 inches across in shades of bright rose to crimson rose, early in August from seed sown in February. Plants neat, compact, pyramidal with a wealth of flowers attractively set in the axils of leaf stems. Height 5 ft. T. pkt. 30c.

**HOLLYHOCK SCARLET BEAUTY**—Blooms 6 months after sowing, flowers vivid pure intense scarlet, very double and very large. Perennial. Height 5 to 7 ft. T. pkt. 20c; ¼ oz. 50c.

### PANSY CORONATION GOLD

Flowers thick petaled and large of brightest chrome yellow, highly effective when planted in solid beds. The most outstanding Pansy in yellow. T. pkt. 30c; ¼ oz. 50c; ½ oz. 95c; oz. \$7.00.

### SALVIA BLAZE OF FIRE

Of all Salvias this is the earliest. Sown the later part of February will be in full bloom the later part of June until frost. The plant is of very compact, erect and even growth, the spikes are of the most brilliant scarlet color. Excellent for bedding. T. pkt. 20c; ¼ oz. 45c; oz. \$3.00.

### SALVIA BLUE BEDDER

An excellent outdoor cut flower, unaffected by the intensest heat of summer. Seeds sown in April will produce flowering plants from June to October. Color deep blue. Half hardy perennial, treated as an annual. Height 3 ft. T. pkt. 15c; ¼ oz. 25c; oz. \$1.20.



### ECHIUM ROSEUM

(Tower of Jewels). The picture above tells the story of this plant which is a biennial, easily raised from seed, doing well in poor sandy or rocky soil with perfect drainage. Color bright rose. In bloom during July and August. Height 6 ft. T. pkt. 15c; oz. \$1.00.



## CLIVIA HYBRIDA

If you are looking for a flower far from common possessing rare beauty, you want Clivia. The plants can be sold as fast as produced at grower's own price. Resembles large flowered Amaryllis, the plants not quite as tall and the foliage highly attractive the year round. Flowers fragrant in shade of scarlet and red as well as orange in great umbells during winter. The seed we offer is saved from new dwarf hybrids by a European specialist. Culture same as Amaryllis but unlike Amaryllis summer. Sow the seed from December to May. Height 20 in. Price: 5 seeds 65c.



## GENTIANA ACAULIS

Hardy robust growing perennial fine for pots and rockeries and a highly valuable cut flower. Flowers bell shaped, large and open of intense deep blue, remarkably beautiful. Contrary to the rule, this Gentiana is easily raised. However, the seed lays long before it germinates. It may germinate a few weeks after sowing and again the seed may lay for months before showing signs of life.

Read article under the heading "Seed Germinates Slowly on page 60.

Sow in a flat, pot up the seedlings when large enough to handle and plant in the open the following spring, spacing the plants 4x4 inches. Next spring place frames over the bed early in March and cover with sashes. Your plants will bloom then in April and May. Or you can pot up the plants and carry them into the greenhouse. Temperature 40 to 45 degrees. You will get elegant plants for Mother's Day, plants that will carry 6 to 10 blooms each. As your stock will get older and you will pot up plants two years old you will have 40 to 60 blooms on a plant and if employing three years old clumps way over 100 blooms. The start from seed means long waiting. But as soon as you will get two year old plants, you can increase your stock fast by dividing the plants in August. From then on Gentiana Acaulis will show you plenty of profit. If you'll say that Gentiana Acaulis is an old thing we say yes it is, in Europe. It will prove a success as it blooms early in the season before hot weather sets in and while growing conditions can be controlled. It ranks very high as a cut flower. The petals of the flowers are thick and leathery and the blooms "stand up" for many days after cutting.

Gentiana Acaulis loves sun, should be planted in a fairly heavy to quite heavy soil and it must have perfect drainage. Once established it multiplies faster than German Iris and no plant is easier to handle. Height 6 inches. T. pkt. 20c; 1/8 oz. 30c; 1/4 oz. 50c.

PLANTS: 50 cents each, 3 for \$1.40 prepaid.

## CARYOPTERIS MASTACANTHUS

Free flowering hardy perennial of high value for cutting. Blooms in great profusion from early in September till frost. Verbena-like flowers in blue, white and pink. Loves sandy soil. Will bloom till midwinter under glass. Easily raised from seed. In the North dies down in winter but new shoots spring up freely in the spring and produce a crop of bloom the same season. Height 3 ft. T. pkt. 15c; oz. \$1.00.

## ECHIUM CRETICUM

A new, hardy annual of easiest culture. The flowers are of soft, red color, very attractive. Fine for bedding or as a pot plant. In bloom during July and August. Height 18 in. T. pkt. 20c; 1/8 oz. 30c; oz. \$2.00.

## ELEAGNUS LONGIPES

Valuable shrub because highly ornamental and easily and inexpensively raised from seed. Flowers fragrant, yellowish white in May, followed by bright red, edible cherry like fruit that hangs in bunches from the branches. Foliage silvery white. Perfectly hardy. Height 5-6 ft. T. pkt. 10c; oz. 50c.

## EPACRIS HYBRIDA

Half hardy shrubby perennial, one of the most beautiful, hard wooded plants known. Of the highest value as a pot plant and for cutting. Recommended only to experienced growers that understand the culture of Ericaceae. Epacris requires same treatment as Erica. Worth growing because beautiful, out of the ordinary and a winter bloomer. The seed we offer is saved from choice hybrids of many colors, both single and double. 100 seeds 30c; 500 seeds \$1.00.

## DIANTHUS NEGLECTUS

This is a real gem because of unusual beauty, also because it blooms in May and June when plants sell good. Potted and displayed when in bloom, will sell fast for at least 25 cents per plant, depression or no depression. It is a hardy perennial of compact growth, foliage gray green and neat, flowers born singly on upright stalks the size of a quarter piece, cup shaped, rosy pink with an extraordinary appeal. Once established, will thrive in almost any soil for years, withstanding any amount of heat and drought. Height 6 in. 25 seeds 20c; 50 seeds 35c; 100 seeds 65c; 500 seeds \$2.50.

**DIANTHUS KNAPPI**—Very dainty, rare, unique and the only Dianthus which produces yellow flowers which are born on slender stems in clusters during July and August. Extremely hardy, drought and heat resisting perennial, foot high. T. pkt. 40c.

**DIANTHUS WINTERI**—An excellent new hardy perennial Pink producing on stiff upright stems very large, single, fragrant flowers in many brilliant colors from May to frost. Does well under almost all conditions and will prove a fast selling plant. Height 10 in. T. pkt. 20c.

## DELPHINIUM ICEBERG

Belladonna type, flowers pure white. Flower spikes 20 inches long carried on good stout stems. Plant of vigorous growth and healthy. T. pkt. 20c; 1/8 oz. 40c; oz. \$3.00.

## LARKSPUR CORAL KING

Giant Imperial type. New. Color unique, proclaimed by both professionals as well as amateurs as the most desirable color in Larkspur yet produced, namely coral-pink with a salmon tint. Flower spikes average 24-30 inches, individual flowers very large and fully double, well placed. T. pkt. 10c; 1/8 oz. 15c; oz. \$1.00; lb. \$10.00.

## SCHIZANTHUS HYBRIDUS

**DR. BADGER'S IMPROVED GIANT FLOWERED HYBRIDS.** Large flowers, brilliant range of colors, from light pink through rose to deep purple, each flower with a large golden blotch. Contains no white flowers. Plants compact 12 to 14 in. tall. Very outstanding strain for the Florist. T. pkt. 15c; 1/8 oz. 30c; 1/4 oz. 55c; oz. \$4.00.

## SCABIOSA BLUE MOON

An entirely new type. Flowers extremely large and double, three inches across and three deep about the shape of an old-fashioned beehive. Of unimagined beauty. Color a luscious shade of deep lavender blue. An ideal cutting type, stems over 2 feet long. T. pkt. 20c; 1/8 oz. 70c; oz. \$5.00.



### AQUILEGIA GLANDULOSA VERA

Exquisitely beautiful. Produces a wealth of large perfectly formed clear blue flowers with snow-white corollas in May and June. Height 20 in. T. pkt. 50c.

### CAMPANULA COLLINA

Hardy perennial of neat compact growth, blooming in May and June. Flowers intense blue. Placed potted in full bloom on the market will certainly sell. Height 8 inches. T. pkt. 50c.

### ERYNGIUM BOURGATII

Hardy perennial. Flowers steel blue, first rate for cutting and for dry bouquets from June to August. Foliage green, deeply cut, with whitish veins, very ornamental. Height 2 ft. T. pkt. 40c.

### PETUNIA SUPREME

**GIANTS OF CALIFORNIA SUPREME**—The finest Florists' strain in existence. Flowers single, ruffled in shades of vibrant rose and pink with broad shallow throat 5 to 6 inches across. Plants of vigorous growth 18 to 24 inches tall. New and very outstanding. T. pkt. 25c; 1/64 oz. \$1.25.

### PENTSTEMON GRANDIFLORUS MIXED

Besides the original blue flowered Pentstemon Grfl., we now have this beautiful Pentstemon in light and dark lavender, light wine-red and pure pink. If you will plant P. Grfl. in rich, well drained soil you will get spikes of exquisite beauty 4 to 5 feet tall, fully as valuable for cutting as gladiolus. T. pkt. 15c; 1/8 oz. 25c.

### RUDBECKIA HIRTA HYBRIDA

Long lasting highly attractive cut-flower. Flowers large, single, all of solid color without a center zone in shades of mahogany, bronze, orange and gold. In bloom all summer. To form an idea of the beauty, this Rudbeckia must be seen when in bloom. Height 20 inches. Hardy annual. T. pkt. 15c; 1/8 oz. 25c.

### SWEET WIVELSFIELD DOUBLE

Flowers fully double in shades of crimson, scarlet and pink. Of high value for pots, beds, etc., and will prove highly paying to those that will place the young plants on the market in full bloom, either potted or in flats. T. pkt. 25c.

### THALICRUM DELAWAYI

An extra choice hardy perennial. Foliage fern-like of value as "greens" in flower arrangements, flowers pendulous bright purple, fine for cutting. In bloom during June and July. A really beautiful perennial, greatly admired. Height 3 ft. T. pkt. 40c.



### THERMOPSIS LANCEOLATA

New. Robust growing hardy perennial treated as an annual producing in April and May an abundance of highly attractive lupin-like flowers in long spikes fine for cutting. Easily raised from seed doing well in any kind of soil if well drained. Heat and drought resistant. The best time to sow is from April to July. The seed germinates 4-6 weeks after sowing. Height 2 ft. T. pkt. 15c; oz. \$1.00.

### STOCK MAMMOTH EXCELSIOR SNOWPEAK

New. Offered also under the names of Giant Column, Mammoth Excelsior and as Ball Stock. This single stemmed column Stock produces extra large, purest white flowers that will stay pure white until the end, both under warm and cool conditions. The flowers will not become rosy tinted no matter what the growing conditions. In the same class with SNOWPEAK belong also LA FRANCE producing flowers of clearest pink devoid of the blue tone often found in pink Stocks. Also: CELESTIAL, a clear light blue Mammoth Excelsior Stock. You can also order the three new introductions mixed. Price the same for all. T. pkt. 30c; 1/2 oz. 80c.

### GIANT VERBENA ROSIE

A giant hybrid. Both florets as well as the flower heads larger than those of Oxford Beauty. Individual florets are 1 1/2 inches across, trusses 6 to 8 inches across. Color varies from rose-pink to rose-red. Easily started from seed. T. pkt. 20c; 1/8 oz. 30c; 1/8 oz. 50c.

### SCABIOSA ROSETTE

Very outstanding on account of its color which is a blend of pink, crimson and scarlet, very appealing. The flowers are perfectly double, large, borne on long stiff stems. The florist will find this new Scabiosa of high value as a cut flower. T. pkt. 15c; 1/8 oz. 20c; oz. \$1.00.


### PENTSTEMON MIDDLETON GEM

Very much out of the ordinary. Flowers 2 1/2 inches across, gloxinia-like of rich rosy pink with pure white throat. Sown in February and planted out when danger of frost is past, will produce from August until frost, flowers of extraordinary beauty sure to create sensation in the flower market. Height 3 ft. T. pkt. 25c; 1/2 oz. 35c.

### PLEASE NOTE

That you may order half and quarter ounces at ounce rate, half and quarter pounds at pound rate.





### STOCK GIANT WONDER

This splendid new stock represents a great improvement over all forcing stocks in size of flowers, doubleness, habit of growth and length of stems. It is a double purpose stock. When planted close the plant makes one long spike of mammoth florets closely packed around the stem. Given plenty of room the plants branch out producing double florets of still mammoth size on numerous branches two feet long. A bed of Giant Wonder stock produces extraordinary effect. Giant Wonder stock is extra early, the seed produces a high percentage of doubles. A prominent New York florist says: Giant Wonder Stock is the acme of perfection. You will agree once you'll see Giant Wonder in bloom. **WHITE, BRILLIANT RED, BLUE, LAVENDER, LIGHT PINK, DARK ROSE, YELLOW, MIXED.** Any color: T. pkt. 25c;  $\frac{1}{8}$  oz. 35c;  $\frac{1}{4}$  oz. 60c;  $\frac{1}{2}$  oz. \$1.00.

### PETUNIA SCARLET FLARE

New. Flowers vivid scarlet 3 inches across. The brightest color in all classes of Petunias. Dwarf compact bedding type, plant only 6 inches tall. T. pkt. 20c;  $\frac{1}{8}$  oz. 40c;  $\frac{1}{4}$  oz. 75c.

### PETUNIA DWARF FLAMING VELVET

Plants very compact and bushy, flowers of the same striking velvety dark red color. Extremely uniform both in color and habit of growth. Flowers  $2\frac{1}{2}$  inches across. T. pkt. 30c;  $\frac{1}{8}$  oz. 50c.

### NEW PETUNIA GLORY

This new and superior type of Petunia produces a wealth of large, plain edged, richly colored single flowers that completely cover the plant. The plants are very dwarf and compact of even growth from 10 to 12 inches tall and when in bloom sell fast. Every florist that tried Glory Petunia made money.

**DWARF PINK GLORY**—Color a most beautiful La France pink.

**DWARF CARMINE GLORY**—Color the brightest carmine-pink.

**DWARF SCARLET GLORY**—Flowers very large and as richly colored as Petunia Queen of the Market which, however, is of weak growth and of undesirable tall growth. Scarlet Glory is the richest colored of ALL Petunias and makes a pot plant that is hard to beat.

**DWARF GIANT STAR GLORY**—The beauty of this Petunia cannot be described, it must be seen. And when seen by a lover of flowers the grower will part with the plant. Color rich, velvety, purple-crimson with a large very prominent white star.

**DWARF STRIPED GLORY**—Very outstanding. Flowers pure white striped crimson.

**DWARF WHITE GLORY**—High class, really an improved "White Cloud."

**PRICE FOR ALL GLORY PETUNIAS:** T. pkt. 30c;  $\frac{1}{64}$  oz. \$1.00;  $\frac{1}{32}$  oz. \$1.75;  $\frac{1}{16}$  oz. \$3.25;  $\frac{1}{8}$  oz. \$6.25; oz. \$48.00.

**DWARF GLORY PETUNIA MIXED.** Contains all the above listed varieties in even proportions excluding the WHITE.

### PETUNIA ORCHID BEAUTY

**ALL DOUBLE.** New. Indeed a beauty that will sell as well as World Beauty has in the past. Of most attractive and unusual color, namely light lilac heavily veined violet. The general effect is a very pleasing shade of light blue. Flower mostly double, four inches across. A very light percentage of flowers comes semi-double. Height 12 inches. T. pkt. 50c; 500 seeds, \$1.00; 1000 seeds, \$1.90.

### IRIS AUTUMN KING


German or Bearded Iris originated by H. P. Sass. Blooms during the May-June season and again from September until killed by frost. Flowers large, purple-blue. Very scarce. Each 50c, postpaid.

### PHYTEUMA SCHEUCHZERI

New. Heat and drought resisting hardy perennial producing intense blue flowers in large heads in May and June. Fine for pots, rockeries and as a cut flower. Easily raised from seed. Requires porous well drained soil. Height 12 to 16 in. T. pkt. 25c.

### PYRETHRUM PTARMICAEFLORUM

Hardy perennial valuable for pots, edging and rockeries as well as for florist's work. Flowers small, single, white with a silvery sheen produced in sheets completely covering the foliage in May and June. The foliage is highly ornamental and graceful silvery white with a decided lustre, making it a plant that is beautiful in or out of bloom. Height 1 foot. T. pkt. 30c;  $\frac{1}{64}$  oz. 50c.



### VISCARIA TOM THUMB

Extremely free flowering, annual of dwarf compact growth and great beauty. In bloom all summer. Easily raised. Fine for ribboning, bedding as a pot plant and a good cut-flower. **BLUE GEM**, bright, true blue. **ROSY GEM**, brilliant rose. Ht. 8 in. Price: Either variety, T. pkt. 15c;  $\frac{1}{4}$  oz. 35c; oz. \$2.00.





## STATICE DUMOSA

### THE FINEST STATICE FOR DRYING

Of great value to the florist, in fact the most valuable of all Statice. In general appearance it resembles the well-known *Incana Nana* variety, which when dried is being imported from Germany and here used in immense quantities in wreaths and other floral work. *Dumosa* differs from *Incana Nana* in having larger individual florets, much brighter in color, clear silvery white when dry and lavender when fresh. The branched stalks are more than twice the size of *Incana*, the main stems twice as stout. For these reasons *Dumosa* is a highly valuable new variety. Height 20 in. Perfectly hardy without protection anywhere. T. pkt. 10c; oz. \$1.00; lb. \$10.00.

### Directions for Making a Lawn

On new lawns use 1 lb. of Seed for 100 square feet; 100 lbs. for one acre. To replenish lawns where grass is thin use half quantity. If you want a nice lawn and this in from 30 to 40 days after sowing, you cannot use less than 100 lbs. of seed to the acre.

In the formation of lawns, and proper care of lawns, many things are to be considered. The beauty of a lawn consists in the evenness of its surface, and the richness of its verdure. This can only be produced on well-drained, prepared, thoroughly pulverized soils. Another important consideration in making a lawn, is to have the soil of even depth throughout, so that the grass may be marked by a regularity of growth. After sowing, the ground should be lightly harrowed or raked, and heavily rolled, in order to press the seed into the soil. Sowing can be done from the middle of March to the middle of May, and in favorable seasons, even up to July. Seed may also be sown from the latter part of August to the end of September. As soon as the frost is out of the ground, the land should be heavily rolled, and cross-rolled, as the soil is loosened by winter frosts, and rolling is necessary to compress it again.

**DANDELIONS**—A good way to eradicate dandelions and other weeds in a lawn is to cut the grass regularly and never closer than two inches from the soil surface. Cutting induces sturdier growth of grass but the weeds perish when cut regularly and are prevented to seed themselves.

Leave cut grass lay, it will quickly shrivel, work down to the soil surface and form a mulch. Your grass will withstand dry weather far better than lawn that is sprinkled. Your lawn will continue green in spite of drought for an entire summer. Watering: Apply water when the color of your grass begins to be pale instead of a deep green, then soak the ground a foot deep by laying the hose on the ground and letting the water flow in a gentle stream for an hour or two on one section after another. Do not sprinkle your lawn as sprinkling is of doubtful help and in some cases actually does harm. If you will water thoroughly your grass will have plenty of moisture to fall back upon for three weeks in hottest of weather and longer if the temperature is not too excessive. And it is easier and less work too, than when you are sprinkling every day.

Lawn grasses should be sown thickly, from 150 to 50 square feet to the pound, depending upon condition of the soil, time of year, etc. We like the plan of working in units of 100 square feet (10 by 10 feet squares), and seeding each unit with the quantity of seed decided upon. An easy way to do this is to take two heavy cords, each ten feet long and with a loop in each end. By starting at one corner and staking out regular spaces using the same amount of seed for each square of 100 feet your lawn will be very evenly seeded.

Use no fresh manure for fertilizer because it contains weed seeds. Bone meal one pound per 100 square feet is the proper thing to use.

If your lawn becomes mottled with brown patches of dying grass or showing damage of any nature write to Dept. of Agriculture, Washington, D. C. You will get expert advice absolutely free of cost.

# Lawn Grass Seed

In composing lawn grass mixtures, we use the highest grade of seed thoroughly re-cleaned, containing the largest proportion and the greatest weight of actual seed, a grade that is closely 100% free of hulls, the best grade obtainable.

The small proportion of Rye grass that is included in some of the mixtures insures a quick effect (within a month from date of sowing). Rye grass is a protective grass and dies out completely in two years, its place is taken by Blue Grass, New Zealand Fescue and finally by Bent Grasses, all fine leaved varieties. You will have from our seed a wonderful lawn that you will be proud of.

## SPECIAL BENT LAWN GRASS SEED

Composed of the best Bent varieties with a proper proportion of Red Top and Rye Grass. This special Bent Grass seed will produce a dense turf of the finest texture rivaling in luxuriant feel an expensive oriental rug. No other Lawn Grass can compare in results with a lawn produced from the Bent Grasses. Bent Grasses are the dwarfest in cultivation, their creeping character causes them to mat together and they produce a dense mat of fine, silky leaves, deep, rich green in color. Bent turf can be mown closely and will stand up well under the heaviest wear. Ideal for forming a terrace sod as it will withstand drought and sun. If the slope is gentle add one inch of top soil, sow the seed at the rate of one pound to each 100 square feet, rake the seed in and firm the soil with a roller or back of a spade. If the slope is quite steep, proceed as above but sow along with the Bent Lawn Grass Seed one-half pound of Italian Rye Grass to each 100 square feet. Italian Rye Grass is a quick growing grass and will hold the soil together and give a chance for Bent Grasses to establish themselves. Mow the Rye Grass as soon as the growth is of sufficient height and keep it cut. We compose this Special Bent Lawn Grass Mixture out of separate varieties, using only the heaviest and highest germinating seed and if you will follow our directions you will have a lawn that will be the talk of the neighborhood. Price: Lb. 90c; 2 lbs. \$1.75; 5 lbs. \$4.00, prepaid. NOT prepaid: 10 lbs. \$8.00; 100 lbs. \$75.00.

## ITALIAN RYE GRASS

An annual, fine leaved deep green grass, unexcelled as an admixture in lawn grass. Will make a fine turf in 30 days after sowing. Its value lies in the fact that by its extremely quick growth it will bind soil together preventing washing out in case of heavy downpours and that it will protect other grasses of fine texture like Bent Grass for instance. Its main usefulness in the North is to serve as a "nurse crop", in the South it makes an excellent winter turf when Bermuda Grass is dormant. High grade imported seed. Lb. 30c; 2 lbs. 55c, prepaid. Unprepaid: 10 lbs. \$1.80; 100 lbs. \$16.00.

**WHITE CLOVER**—Extra re-cleaned seed 1 lb. 55c; 10 lbs. \$4.50.

**KENTUCKY BLUE GRASS**—Extra fancy seed. 1 lb. 35c; 10 lbs. \$2.60.

**GRASS FOR GOLF COURSES** Genuine Washington Bent Grass is the best. The sturdiest grower, staying green even in prolonged hot and dry weather. Resistant to zonate-eye spot, a disease manifesting itself in the peculiar targeted appearance on the leaves, sometimes killing the leaves entirely, turning the turf to a brown color. For best results in establishing a turf start Bent Grass from seed. Use 15 lbs. per acre.

**WASHINGTON BENT GRASS** Lb. prepaid, 95c. Unprepaid, 5 to 10 lbs. 75c per lb. In lots of 10 lbs. or over 70c per lb.

**GERMAN BENT GRASS** 1 lb. \$1.30, prepaid. Unprepaid, 5 lbs. \$5.50; 10 lbs. \$10.

If your lawn becomes mottled with brown patches of dying grass or showing damage of any nature write to Dept. of Agriculture, Washington, D. C. You will get expert advice absolutely free of cost.

## PEONIES FOR FALL DELIVERY

In order to reduce our acreage of peonies we are offering the roots, all strong divisions, 3 to 5 eyes, for delivery in August to December at very low prices.

**DUCHESS DE NEMOURS**, canary yellow. **M. KRELLAGE**, amaranth red. **AVALANCHE**, pure white. **HUMEL**, deep pink, heavy bloom producer.

Of the above named varieties we have way too large an acreage and in order to move the roots we are offering them at the unheard of low prices as follows: 10 roots for \$1.00; 25 roots \$2.00; 50 roots \$3.50; 100 roots \$6.00.

**FESTIVA MAXIMA**, **KARL ROSENFELD**, **CLAIRE DUBOIS**, **MME. DUCEL**, **EDULIS SUPERBA**, **MEDIA**, an improved *Edulis Superba*. All these are high class, well known cut-flower varieties. We offer: 10 roots \$1.50; 25 roots \$3.25; 50 roots \$6.00; 100 roots \$10.00.

**THERESE**—Three for 50c.

**LIVINGSTONE**, very large and double rose pink. **LAMARTINE** (*Giganthea*) immense double bloom, rose pink. Three roots for 60c.

**TOURANGELLE**, apple blossom pink. Three for \$1.00.

**SOLANGE**, pale salmon pink. Three for \$1.20.

**DOUBLE PEONIES MIXED**—Nothing but double and first-class cut-flower varieties in this mixture. The bulk of these are such varieties as *Festiva Maxima*, *Edulis Superba*, *Felix Crouse*, *La Brune* a fine deep dark red, *Humel* and *Mme de Vernville*, pink. In lots of 50 or over at \$4.00 per 100. No order accepted for less than \$2.00. All prices are F. O. B. Council Bluffs. No charge for packing. Good count. Clean roots.

# Beans

OUR BEAN SEED is of superior quality carefully grown and inspected in the field 3 to 4 times. At no time is the crop harvested if it shows even a trace of anthracnose halo or bacterial blight.

## HOW MANY BEANS, TO PLANT AN ACRE?

Planting in rows 3 ft. apart, dropping 3 beans in hills foot apart in the row, 40 lbs. of bush beans will easily plant an acre. Pole Beans 25 lbs. per acre. Bush Lima and Pole Limas also English beans are planted at the rate of 45 to 60 lbs. per acre. Less if you plant small seeded Limas, more if the variety planted is large seeded. One pound of beans will plant a row 50 feet long.

Beans do well in any soil, light soil is best for them. Have the rows three feet apart to allow horse cultivation, or 16 inches apart for hand cultivation. Plant the seeds 12 inches apart in the row and cover up with two inches of soil. Never plant Beans until the apple trees are in bloom. Give frequent cultivation. Some people plant extraordinarily early, and in most cases they lose their first planting which, considering the price of seed and labor, is rather expensive. Do not cultivate your Beans when they are wet from dew or rain; if you will, the plants will get blighted and pods rusted.

**CULTURE FOR LIMA BEANS.** These are VERY sensitive to cold, therefore must be planted later than is usual with regular beans—when the weather is thoroughly settled and warm and not before, or the seed will rot in the ground. Avoid ground fertilized heavily with fresh manure, because the plants on such ground drop their blossoms, resulting in few or no pods. Space bush limas 1½ ft. apart in the row, pole limas 4 ft. each way, placing one seed of bush limas to a hill and 4 to 6 beans in a circle about the pole of pole limas; always planting the seed with the eye DOWN. Cover the seeds about 2 inches deep.

In our locality Dwarf Beans can be planted up to August 1st. Pole Beans up to July 15th, Limas up to June 1st, English Beans must be planted as soon as the ground is open in the spring.

**POLE BEANS.** Perhaps you think it is too much trouble fussing with the poles. A friend of ours had the same idea, but he was prevailed upon to try them several seasons ago. Now he always plants pole beans, always KENTUCKY WONDER. And about twenty-four poles, three plants to a pole, furnish all the beans for a family of seven—and they're pretty big "bean eaters" at that. If your garden is of fair size, try some this season—get GOLDEN CLUSTER if you want the wax—and you'll have some every season afterward. They are enormous producers; you have no idea until you try them how big a crop they produce.

Set the poles four feet apart each way, tie each set of three together at the top, wigwam fashion and you'll be surprised at the results.

**ASPARAGUS POLE BEAN.** This is a distinct specie of Beans. The pods are good eating and they really grow 3 feet or even longer. They will do well everywhere and are worth planting.

**EARLY MAZAGAN** or Fava Bean, also called English Bean, is very different from all other beans. It must be planted early at the same time as such hardy vegetables as Radishes and Parsnips are planted.

**SCARLET RUNNER.** This Bean is in a class by itself. It is generally planted for its bright red flowers rather than as a cropper.

**ENGLISH BEANS** Unlike other beans they are perfectly hardy, must be planted as soon as the ground is open in the spring. In the South and on the Pacific coast, November is a good time to plant. English Beans can go through many frosts unharmed, they are hardier than Peas. Heavily productive in rich heavily manured soil. Fresh manure does not affect these beans. Pods 5 inches long, an inch wide, dark green and 4 to 5 beans in each pod. Only the beans are edible either in the green stage or dry. Dry beans have thick skin, boil them for a few minutes. This makes the skin to inflate and the beans are easily skinned. Will cook in about one hour. The beans contain a large percentage of organic sulphur for that reason are very healthy food. English Bean is the coming vegetable, the demand growing speedily in all large markets.

## MASTERPIECE BEAN (53 days)

An extra early bush bean of vigorous upright growth, heavily productive, exceedingly valuable for pot culture as a forcing variety. Pods long, tender when young, round, meaty and straight. Pkt. 10c; lb. 40c; 10 lbs. \$2.10; 100 lbs. \$18.00.

**HOT WEATHER BEAN**—For second planting, Longfellow is the best variety we have ever tried. It will produce a good crop of fine long, round, rather slender, but straight pods, even if the weather should be hot and dry.

**RED KIDNEY**—Field bean. Heavily productive, pods long and straight, well filled with large kidney shaped red beans used in Chili and other Mexican dishes. What we offer is rust resistant stock. Pkt. 10c; lb. 30c, prepaid. Not prepaid: 10 lbs. \$1.35; 100 lbs. \$11.00.

## TASMANIA BEAN

Tasmania Bean is a variety of edible gourd, producing an immense amount of fruit, delicate in taste and nourishing, whether boiled, fried, stewed or baked. To many people, the fruit sliced, breaded and fried in butter tastes like a most tender veal steak. The fruit grows on vines similar to those of squash but much more vigorous in growth. If given support the vines will climb and the fruit will hang down and be of fine, straight, symmetrical form. Pick when young, when the fruits weigh about 8 pounds or less. Cultivate same as for watermelons. Place 2 or 3 seeds in each hill, not more. Pkt. 10c; oz. 30c; ¼ lb. 50c; lb. \$2.00.

## GREEN BUSH BEANS

Any variety, 10c per pkt.; ½ lb. 15c; lb. 30c, postpaid.  
Not prepaid: 10 lbs. 100 lbs.

Black Valentine Stringless (49 days).....	\$1.50	\$13.00
Bountiful (49 days) .....	1.50	13.00
Early Mazagan (70 days).....	2.00	17.00
Full Measure (54 days).....	1.60	14.00
Giant Stringless Green Pod (54 days)....	1.50	12.00
Giant English (70 days).....	2.00	17.00
Red Valentine Stringless (52 days).....	1.20	11.00
Landreth's Stringless (52 days).....	1.70	15.00
Longfellow (54 days).....	1.30	10.00
Masterpiece (53 days).....	2.10	18.00
Navy (90 days) .....	1.20	9.50
Pride of Iowa (53 days).....	1.60	14.00
Stringless Green Pod (52 days).....	1.50	13.00
Tendergreen (54 days) .....	1.40	13.00

**DWARF BEAN LANDRETH'S STRINGLESS**—Pods 6 to 8 inches long, round, meaty, stringless, slightly curved, free from fibre, green and do not turn yellow. Very heavily productive. PRICE: 10 lbs. \$1.70; 100 lbs. \$15.00.

## WAX BUSH BEANS

Not prepaid: 10 lbs. 100 lbs.

Admiral Wax (49 days).....	\$1.60	\$14.00
Brittle Wax (58 days).....	1.60	15.00
Champion Wax (52 days).....	1.70	14.00
German Black Wax (52 days).....	1.50	12.00
Golden Wax Improved (51 days).....	1.75	16.00
Improved Golden Wax (51 days).....	1.75	16.00
Pencil Pod Wax (55 days).....	1.50	12.00
Prolific Black Wax (55 days).....	1.50	12.00
Round Pod Kidney Wax (58 days).....	1.80	15.00
Webber or Cracker Jack Wax (50 days)..	1.70	14.00
Unrivaled (52 days) .....	1.60	14.00

## BUSH LIMA BEANS—BUTTER BEANS

Any variety, 10c per pkt.; ½ lb. 20c; lb. 40c, prepaid.  
Not prepaid: 10 lbs. 100 lbs.

Fordhook Bush Lima (75 days).....	\$1.90	\$17.00
Henderson's Improved (65 days).....	1.60	14.00
Prolific Bush Lima (66 days).....	1.60	14.00
Burpee's Improved Lima (75 days).....	1.90	17.00

## POLE LIMA BEAN JUMBO (90 days)

Extraordinarily productive, the vines bearing pods from the bottom to the top of vine, the pods often over 8 inches long and about 2 inches wide, filled with beans of extra large size. The pods are produced in clusters of from 4 to 8 until the vines are killed by frost. Pkt. 10c; lb. 40c, postpaid. Not prepaid: 5 lbs. \$1.10; 10 lbs. \$2.20; 100 lbs. \$20.00.

## POLE BEANS

Any variety, 10c per pkt.; ½ lb. 20c; lb. 40c, prepaid.  
Not prepaid: 10 lbs. 100 lbs.

Early Golden Cluster Wax (74 days).....	\$1.80	\$16.00
Kentucky Wonder Green Pod (65 days)...	1.40	12.00
Mammoth Cranberry (73 days).....	1.70	15.00

**SCARLET RUNNER**—(90 days).  
**ASPARAGUS OR YARD LONG**—(72 days). Pkt. 10c; lb. 60c.

## POLE BEAN IDEAL MARKET (58 days)

Produces a heavy crop of tender, round, long, perfectly straight, bright green pods, stringless when young and of excellent flavor. Pkt. 10c; lb. 30c, prepaid. Not prepaid: 10 lbs. \$1.45.

## POLE BEAN MAMMOTH CRANBERRY

**Special Worcester** We have an exceptionally fine, large seeded, large podded, bright colored stock of these beans. Our beans are the true old fashioned type. Of exceptional quality, many people proclaiming these Worcester beans as the tastiest and finest beans in existence. Pkt. 10c; lb. 40c.

## OREGON GIANT POLE BEAN (55 days)

Pods very long and broad, very tender, a great improvement on the old Kentucky Wonder. Brings a premium on any market. Pkt. 10c; lb. 30c; 10 lbs. \$1.50.



# Cabbage

**CULTURE:** 1 oz. of seed will produce 3,000 plants, 8 oz. per acre.

**EARLY SORTS.** In the Prairie States April 10th is about the right time to set out plants into the field. In order to have plants ready at that time plant the seed in hot beds February 15th, covering the seed one-quarter inch deep. This will give you ample time to transplant into cold frames and produce sturdy plants to go into the field by April 10th. Have rows 3 feet apart and plant foot apart in the row. The soil for cabbage should be very rich with good drainage. Cultivate frequently. If the crop shows a tendency to head up all at one time and you have no ready market for the entire crop, loosen the roots in the ground by lifting the cabbages lightly. This will permit your cabbage to stand in the field from one to two weeks after maturity without bursting. **LATE CABBAGE.** Drill the seed in the open ground about the middle of June. About July 20th you will get from this sowing large and stocky plants which you set out in rows 3 feet apart and 18 inches in the row. Your crop will be ready in October and November.

Number of days indicates days from setting of plants to marketable heads.

## Which Cabbage Is The Best?

Cabbages differ in size, shape, earliness, color, flavor and keeping qualities. This makes a long list necessary.

Where only one variety is planted we suggest either **ALL HEAD EARLY** or **DELUX**.

If you want extreme earliness without regard to quality choose **COPENHAGEN MARKET**. If you like quality with fairly early maturity then plant either **EARLY SPRING** (round head) or **JERSEY WAKEFIELD** (conical head).

The medium early varieties are nearly all of good flavor. All Seasons, Early Flat Dutch, Early Summer, Faultless, Sure Crop and All Head Early are all good sorts. **GLORY OF ENKHOUSEN** has hard round heads and while of good quality is really not the equal of the other varieties mentioned.

For late cabbage either for Sauer Kraut or for storing, **LATE FLAT DUTCH** is the outstanding sort. The head is large, heavy and fairly solid, the ribs small, the leaves tender and the flavor excellent. It has been renamed quite a number of times and if you've raised cabbage of this description but under another name you've very likely had Late Flat Dutch. Nearly every seed catalog lists it under several names and ours is no exception.

**DANISH CABBAGE** like Danish Ball Head, Hollander, Dutch Winter, etc., are splendid keepers and for this reason splendid as late varieties. But they are coarse and have heavier ribs than Late Flat Dutch and are not quite its equal in flavor and tenderness.

**RED CABBAGES**, Black Diamond is fine early. Model best late. **SAVOY CABBAGES** have a crinkled leaf. Many prefer them claiming superior quality.


## COPENHAGEN MARKET (70 days)

The heads are ball shaped, average about eight pounds each in weight, have a small core, and are produced on quite short stalks.

We offer seed grown by the originator of this variety. Pkt. 10c; ½ oz. 15c; oz. 30c; ¼ lb. 50c; lb. \$2.00; 10 lbs. \$15.00.

## GLORY OF ENKHOUSEN (75 days)

Early as Succession, heads medium sized, just right for market, perfectly globe shaped, of fine dark green color. It has only a few outer leaves permitting close planting. Good keeper and shipper, and may be pronounced a very desirable early sort. Pkt. 5c; ½ oz. 10c; oz. 20c; ¼ lb. 50c; lb. \$2.00; 2 lbs. \$3.65; 10 lbs. \$16.00, prepaid.



## JOHNSON'S DRUMHEAD (105 days)

One of the finest main crop sorts, of extra strong growth, the heads very large, round, flattened at top, remarkably uniform, extra hard, firm, and fine in texture. Average weight from 12 to 16 lbs. per head. Pkt. 10c; oz. 20c; lb. \$1.80, prepaid.



## NEW CABBAGE DELUX (94 days)

### THE MOST PROFITABLE LATE VARIETY YELLOW RESISTANT

The finest, most reliable, sure heading, longest keeping and best paying late variety. A few days earlier than Danish Ballhead, oblong in shape, very hard, very white inside, medium in size. One of our friends, a most successful gardener, says this about Delux: I had 10 thousand plants set early, and was cutting early and again late. My cabbage was fetching at first \$2.50 per bushel and the lowest I ever got for it was \$1.00 per bushel. We had a dry spell and it looked as though part of my cabbage will be a failure. Early in the fall I started for the field with a plow. But I did not plow my cabbage under. My Delux was all headed out and finer cabbage I have never seen. Out of the 10 thousand plants only six did not make a head. My grocer's customers actually begged for more Delux and I could have sold more had there been more. By planting early, you will have fine cabbage to sell early and again late, and early planting will give your cabbage a good start so that worms and bugs cannot hurt it. Delux is a first rate keeper, wilt resistant and can be planted close. Pkt. 10c; oz. 40c; lb. \$3.80.

## CABBAGE WISCONSIN No. 8 (100 days)

A late variety, long keeping, a selection from the Hollander or Dutch Winter variety, bred for resistance to cabbage yellows. Should be planted where the cabbage crop is likely to suffer from yellows. Our strain is grown on soil infested with yellows by a specialist and can be depended on to produce a good crop on ground where other cabbages would fail. It is 100% immune from disease. A splendid keeper, properly stored, will keep in prime condition till spring. Pkt. 10c; oz. 40c; lb. \$2.60.

## GOLDEN ACRE CABBAGE (65 days)

An early variety of Copenhagen Market type, but several days earlier. Heads round, solid and ready to cut at almost one cutting. Pkt. 10c; oz. 30c; lb. \$2.00; 10 lbs. \$16.00, prepaid.

## YELLOWS RESISTANT GOLDEN ACRE

Identical in every respect with regular Golden Acre, this strain is yellows resistant producing first class crops on diseased soils. Pkt. 10c; oz. 60c; lb. \$5.00.

## EARLY JERSEY WAKEFIELD (62 days)

Our strain of this cabbage represents the highest grade of excellence. It is the result of the most careful and painstaking selection from an early maturing head of perfect shape. Small but thick and heavy outside leaves permit close planting, and enable it to stand more cold weather without injury when carried through the winter, either in the open ground in the South or in cold frames in the North. Pkt. 10c; oz. 20c; lb. \$1.80; 10 lbs. \$14.00, prepaid.

## CABBAGE BUGNER (94 days)

A medium early variety of the Holland type, producing medium sized, almost ball-shaped heads, hard and solid. If planted early can be cut early in summer and then till fall. A disease resistant variety and a good keeper. Pkt. 10c; oz. 40c; lb. \$3.80.



# Carrots

**CULTURE**—1 oz. for 100-foot row, 4 lbs. per acre.

Carrots are very hardy and can be planted as soon as you stir up from 2 to 3 inches of top soil. Have the rows 14 inches apart and thin to about 4 inches apart in the rows. Cover the seed half inch deep and tramp the ground firmly which insures quick germination. Cultivate frequently.

Successive sowings can be made in our section up to July 10th. Number of days indicates days from planting to bunching size.

## HIGH CLASS CARROT SEED

Our carrot seed grows roots that have no hard core, are rich in color of uniform shape without the rosin-like smell characteristic to this vegetable. Prepared for table, the tenderness, sweetness and delicious flavor makes it a dish fit for the gods. Your customers can tell good carrot from poor. Raise the finest carrot there is from our seed, to make them come again.

## BEST CARROT

I want the best carrot there is. That is what the customer says when he comes in person to our place.

There is no such a thing as BEST in carrots, or most other vegetables. Carrots differ in size, shape, earliness, keeping qualities, amount of tops, color and taste.

Every variety of carrot we offer is high class. None has qualities that would answer all purposes. Therefore plant French Forcing if you want carrots ahead of all others in earliness and if willing to grow carrots under glass. If you want the earliest carrot for bunching with an appealing shape and good color you must grow Gold Coin, because that is the best variety for early sales. If you want highest quality and fair crop and a carrot that will keep over winter Nantes is what you want. If you want a carrot that will give you immense crop and will keep, properly stored, till spring Oxheart is the sort and if you want a large stump rooted carrot the kind that sells in any market, is good for growing on a large scale, South or North, you want Danvers or Chantenay.


## CARROT IMPERATOR (77 days)

A type of Chantenay, but the roots are better filled out, not tapering quite as much as Chantenay. They are of extra fine appearance, deep orange, of fine texture, tender and sweet. Pkt. 5c; oz. 10c; lb. 85c; 10 lbs. \$7.00, prepaid.

We recommend Emperor for light soils only. On heavy soils it seldom properly develops, it will not ripen up and for heavy soil Chantenay or Danvers are to be preferred.


## CARROT SELECTED DANVERS (75 days)

The roots are almost cylindrical, stump rooted, of fine rich, orange red color. Flesh fine grained, crisp, tender, with a very little core. A very heavy cropper, 30 tons of roots per acre being no exceptional crop. It is a very important variety with market gardeners. Realizing this, we are constantly improving our strain of this carrot, and can definitely pronounce it the finest in cultivation. Pkt. 5c; oz. 10c; lb. 90c, prepaid; 10 lbs. \$6.00, prepaid.




## GUERANDE OR OXHEART (72 days)

Roots short and very thick, only about 6 inches long and fully 4 to 6 inches in diameter. Grows very rapidly and the roots attain a weight of more than a pound each. Excellent in quality. Will prove quite profitable for the market gardener. Pkt. 5c; oz. 10c; lb. 90c; 10 lbs. \$6.00.



## CARROT EARLY CHANTENAY (72 days)

First class variety for bunching, shipping as a bushel carrot and for storing. Half long, abruptly stump rooted or square at the end, smooth, of rich red-orange color in and out that is retained even when the carrots are boiled. Flesh firm, fine grained and very sweet. Tops medium size just right for tying. Can be bunched at any time after it has made half of its growth. Average yield per acre 30 tons. Our seed of this as well as all carrots is EXTRA SELECT. Pkt. 5c; oz. 10c; lb. 90c; 10 lbs. \$6.00, prepaid.



## CARROT AMSTERDAM FORCING (72 days)

Extra early variety, forming handsome, smooth, medium large, stump-rooted carrots of deep orange color. Pkt. 5c; oz. 10c; lb. \$1.00.

## CARROT NANTES (70 days)

Roots, cylindrical, smooth, bright, orange, becoming yellow in center, but with no distinct core. Of the finest quality and one of the most symmetrical and handsome of the medium sized sorts. Pkt. 5c; oz. 10c; lb. \$1.00, postpaid.

**ST. VALERY (80 days)**—This is an extra fine variety, an improvement over Imp. Long Orange. Pkt. 5c; oz. 10c; lb. 80c, postpaid.

**CHANTENAY SPECIAL (72 days)**—Same as regular Chantenay with somewhat shorter tops and very small core. The core is nearly the same color as flesh. Easy to tie. Fine for long distance shipping. Pkt. 5c; oz. 10c; lb. \$1.00; 10 lbs. \$9.00.

**FRENCH FORCING (60 days)**—Of all carrots this is the earliest. Roots round, 2 inches in diameter, orange, red, sweet, of highest quality. Pkt. 10c; oz. 15c; lb. \$1.00.

**CARROT GOLD COIN**—See novelty pages.

# Cauliflower

**CULTURE**—1 oz. for 3,000 plants,  $\frac{1}{4}$  lb. per acre.

For an early crop sow March 1st in hot beds. For late crops sow in the early part of June in rows a foot apart. When plants are well developed they are set in rows 4 feet apart and 2 feet apart in the rows. If possible use liquid manure and apply around the roots of the plants as soon as growth starts. This will make wonders. You hardly can give cauliflower too much fertilizer. When heads begin to form, gather the leaves loosely together and tie them at the top to prevent the sun from injuring the heads.

As a rule cauliflower is a paying crop. To produce large compact, snow-white heads requires skill on the part of the grower, also great care in handling the crop. When packing cauliflower see to it that the heads will not bruise. The use of paper sometimes helps. Bruised heads show brownish spots and are hard to sell. Good crop of cauliflower can be raised anywhere in the North using early varieties, provided the weather is fairly favorable. Late varieties do well in the South as a winter crop and a good crop is easily raised if one can water heavily in case of need. Late cauliflower produces heads of immense size and almost of as good quality as the early sorts.

## WHICH IS THE BEST CAULIFLOWER?

The finest EARLY Cauliflower is at present Early King. If you want an early cauliflower for both early and later Danamerica is extra good.

Dry Weather is a fine sort that is easily raised.

The best cauliflower for plant production to meet the demand from the general public is Autumn Giant. Produces very large, firm, very white heads in the fall in spite of unfavorable weather. The seed is inexpensive but will produce results for those that will buy the plants.

## SNOWBALL CAULIFLOWER (55 days)

Produces white, solid heads, 9 to 14 inches across, and deep in proportion. That is our strain of Snowball. Cauliflower is a vegetable that has to be grown with certain care. It must be sown and transplanted at the right time, and planted in well-prepared rich soil. This done our seed will be found very superior. Pkt. 20c;  $\frac{1}{4}$  oz. 40c; oz. \$1.60;  $\frac{1}{4}$  lb. \$4.00; lb. \$16.00, postpaid.

## EARLIEST DWARF ERFURT (54 days)

Popular with many gardeners. Quite similar to Snowball, except that it is a trifle earlier. Under good treatment every plant produces a fine large snow white head. Pkt. 20c;  $\frac{1}{4}$  oz. 40c; oz. \$1.60;  $\frac{1}{4}$  lb. \$4.00; lb. \$16.00, postpaid.

## DRY WEATHER OR DANISH GIANT (67 days)

Reaches perfection where other sorts fail. Especially valuable in dry seasons and also in the South. It produces very large, perfectly-formed white solid heads, maturing about a week later than Snowball. Pkt. 20c;  $\frac{1}{4}$  oz. 45c; oz. \$1.80;  $\frac{1}{4}$  lb. \$5.00; lb. \$20.00, prepaid.

**AUTUMN GIANT (125 days)** Reliable late sort, producing very large, heavy and fine heads. Popular on the Pacific Coast, where it is known under the name of California Wonder. Pkt. 10c;  $\frac{1}{4}$  oz. 15c; oz. 60c; lb. \$5.00.


**LARGE LATE ALGIERS** A vigorous variety that will stand lots of neglect and is certain to head. Heads well formed, very large and heavy, perfectly white, and handsome. Succeeds in all parts of the country and can be depended upon to produce fine heads of extraordinary large size during fall months. Pkt. 10c;  $\frac{1}{4}$  oz. 15c; oz. 60c; lb. \$5.00. (105 days).

**ITALIAN GIANT**—Late cauliflower, very large and heavy. Pkt. 10c; oz. 60c; lb. \$5.00. (105 days).

**CALIFORNIA WONDER**—Same as Autumn Giant, an excellent late cauliflower. Pkt. 10c; oz. 60c; lb. \$5.00.


## BROCCOLI ST. VALENTINE (70 days)

Produces large, white, handsome heads, closely resembling cauliflower in appearance—in fact, being sold as cauliflower in every grocery store during the winter months; the buying public not knowing the difference. A highly paying crop for any gardener located South or on the Pacific coast. Pkt. 10c; oz. 40c; lb. \$4.00, prepaid.



## CAULIFLOWER SUPER SNOWBALL (55 days)

An extremely early, new variety of the Snowball type. Matures evenly, producing solid, pure white, finely grained heads of great depth and superbly beautiful in appearance. The seed we offer is originator's stock. Pkt. 20c;  $\frac{1}{4}$  oz. 50c; oz. \$2.00;  $\frac{1}{4}$  lb. \$5.00; lb. \$20.00.



## CALABRESE BROCCOLI (58 days)

The plants, about 30 in. high, produce many branches terminating in cauliflower-like rosettes, which together with the heavy fleshy stalks are the edible parts of the plant. Exceedingly tender, buttery in flavor, a delicacy of the high-ets order. Prepare for table same as cauliflower. For an early crop sow March first under glass and in May or early June for a late crop. Plant in rows 3 ft. apart and 18 in. apart in the rows. For market cut the heads with about a foot of stalk and to 2-3 in a bunch.

**SPECIAL STRAIN.** There are many varieties of Broccoli now on the market. We tried them all. The strain we offer is the best there is and if you are in need of Calabrese Broccoli and will try our strain you will find that it is the most profitable strain in existence. Pkt. 10c; oz. 50c; lb. \$4.00.

**SPARACHETTI**—A type of Sprouting Broccoli favored by the Italians. Pkt. 5c; oz. 40c.

## BROCCOLI WHITE ROSE

New. Two weeks earlier than St. Valentine, of very high quality, more like cauliflower in quality and taste than any known broccoli. Heads very firm, deep, heavy and fine texture. Hardy and sure heading. The best of all broccolis of cauliflower type at present. Pkt. 10c; oz. 50c; lb. \$5.00, prepaid.

**WE FILL ALL SEED ORDERS  
THE SAME DAY AS  
RECEIVED**



# Sweet Corn

One Pound for 150 hills, 10 to 12 lbs. in hills for an acre.

**CULTURE**—Plant in rows 3 feet apart in hills  $3\frac{1}{2}$  feet apart, drop in each hill 4-5 seeds, later thin out to two plants in each hill. Closer planting than this means, even on rich ground, less and smaller ears. Plant deep, 3 to 4 inches, so that in case of frost the plants will have a chance to come up from the root which unless the frost is very severe are unharmed.

**Which Sweet Corn Is the Best?** Best varieties in yellow are: Golden Early Market the earliest, Sunshine, extra early and large eared, Golden Rod with heavy ears of very high quality, Whipple's Yellow, a wonderful variety, ears of largest size sweet and tender. In white Sweet Corn the leaders are Early Reliance, Vanguard and September Morn.

In the South the only true Sweet Corn that withstands the ravages of insects is Kendel's Early Giant. Southern growers are relying on Trucker's Favorite, Silver King and Adams which are varieties of field corn passing for Sweet Corn.

**HYBRID CORN** must be produced each year by artificial crossing and will not give satisfactory results unless this is done. Some of our customers report good result from home-saved seed for one season only. The only way to get the benefit of higher yields and better quality is to use seed crossed by specialists of which we are dependable suppliers. **TO PREVENT SMUT** on corn treat with semesan. Ask the dealer which semesan to use. There are more than one kind. To prevent damage from worms in ears of corn one would have to spray the silk every morning till the ears were in picking stage. That would cost so much that it would never pay to do so. Where worms are bad we recommend to grow varieties with heavy husk such as Vanguard and all Hybrid varieties.

**DAYS TO PICKING**—This varies. If the weather is not favorable the crop may come from 2 to 8 days later than stated by us.

## SWEET CORN EARLY RELIANCE (79 days)

Ears of Good Size—Quality First Class  
EXTRA EARLY

Ready for the market days ahead of Evergreen, ears the size of Evergreen and every bit as good as Evergreen in quality and sweetness.

Ready for the market days ahead of any other variety of anywhere near its size. Not only is Reliance distinctively earlier but the ear is of good size with white grain of really good quality. The plant growth seldom exceeds four feet in height, the ears borne close to the ground 7 to 8 inches in length, blocky in shape and well filled with glistening white grains in rows of 12 to 14. A real sweet corn, which we recommend unhesitatingly to all gardeners being convinced beyond the shade of doubt that Early Reliance will make money for them and help to make the business of gardening more interesting and worth while. Pkt. 10c; lb. 30c, prepaid. F. O. B. 10 lbs. \$1.40; 100 lbs. \$12.00.

## EARLY GOLDEN ROD (82 days)

Early—Ears Long—Heavily Productive


Ears from 8 to 10 inches in length, with twelve to eighteen rows of deep, golden yellow, lusciously sweet kernels. The kernels are in absolutely straight lines on the cob and nicer looking ears are hard to imagine. A variety that will sell no matter at what time it is placed on the market. The ears of Golden Rod remain tender, in milky condition longer than any other known sort and the stalks bear never less than two perfect ears and quite often three. Pkt. 10c; lb. 30c, prepaid. F. O. B. Council Bluffs. 10 lbs. \$1.40; 100 lbs. \$12.00.

## TWELVE ROW BLEND (82 days)

A blend of three twelve rowed, yellow colored, hybrid varieties. The advantage of planting this blended seed is that you will get a heavy crop of high quality ears of uniform length, averaging 8-9 inches, over a period of at least ten days. Pkt. 10c; lb. 35c, prepaid. Unprepaid: 10 lbs. \$1.80; 100 lbs. \$16.00.

**NARROW GRAIN HYBRID (96 days)**—(Narrow Grain Evergreen.) Like all hybrid varieties, using the seed of hybrid you will get larger yield and the ears will be almost entirely free from smut and unharmed by worms. Pkt. 10c; lb. 40c, prepaid. Not prepaid, 10 lbs., \$2.50; 100 lbs. \$22.00.

**GOLDEN SUNSHINE (75 days)** Produces on stalks 7 feet tall, 2 to 3 large ears with broad, very sweet and tender kernels. An excellent early, yellow-eared variety. Pkt. 10c; lb. 30c, prepaid. Unprepaid: 10 lbs., \$1.10; 100 lbs., \$10.00.



Sweet Corn September Morn—Ears Extra Large, Quality Extra Good

## SWEET CORN VANGUARD (85 days)

Early, white Sweet Corn, 12-rowed ears about 10 inches long, enveloped in an immensely thick and heavy husk. Of good quality, fairly sweet. All who tried this corn report very satisfactory returns. We know that Vanguard will make money for you and recommend strongly a trial. Pkt. 10c; lb. 30c, prepaid. Not prepaid: 10 lbs. \$1.40; 100 lbs. \$12.00.

## GOLDEN BANTAM (83 days)

Small ears, symmetrical, with yellow kernels which at first give the impression of field corn, but after tasting it, it proves to be real Sweet Corn and of exceptionally good quality. Medium-early. Pkt. 10c; lb. 30c, prepaid. 10 lbs. \$1.10, 100 lbs. \$8.50.

**WHIPPLE'S EARLY WHITE (79 days)**—Two weeks earlier than Evergreen, producing ears fully as long and heavy as those of Evergreen. Quality excellent. Heavily productive. Pkt. 10c; lb. 30c, prepaid. Not prepaid: 10 lbs. \$1.40.

## SWEET CORN TENDERGOLD (86 days)

Resistant to bacterial wilt (Stewart's disease). Will stand unaffected on diseased ground with diseased corn fields all around.

Ears 12-rowed, 8 inches long. Golden Bantam type. This new hybrid corn commands a premium on the market because in tenderness and succulence it has no rival. Market gardeners report customers insisting on this corn after one trial. Try it. Pkt. 10c; lb. 40c, prepaid. Not prepaid; 5 lbs. \$1.40; 10 lbs. \$2.60; 100 lbs. \$23.00.

## SWEET CORN GOLDEN CROSS (88 days)

**GOLDEN CROSS BANTAM**—Created by crossing two Hybrid Sweet Corn varieties of the Bantam type. Stalks 7 feet tall, ears of golden yellow color 8 inches long with 10 to 14 rows of kernels. Ready for the market 88 days from date of planting, in other words about 8 days later than the regular Golden Bantam. Yields from 50 to 65% more than any stock of Golden Bantam. Quality the very best, the kernels are large, sweet and tender. Prepaid: Pkt. 10c; lb. 40c. Not prepaid: 5 lbs. \$1.20; 10 lbs. \$2.20; 100 lbs. \$20.00.

**SILVER KING (86 days)**—This is field corn used as table corn in the South. Ears  $9\frac{1}{2}$  inches long with 16 rows of deep grain. Heavily productive, drought resistant and does well on poor land. Ears snow-white. Almost immune to the attacks of worms. Unprepaid: 10 lbs. 70c; 100 lbs. \$5.00.

**THE BEST** is the only thing to grow. To produce best vegetables or best flowers you must have the best seed. If you are not careful and buy your seed anywhere you will get a batch of seed not quite up to the mark. Your product will be of second grade quality and when you will market your produce you will dispose of it only at second rate prices. Seed business is a science, a real seedman is a near scientist. He has to know a great deal about seeds before he can render real service to his customers. If you are new in the game of raising vegetables or flowers ask some old gardener or florist what he thinks about it.

Please note that you may order half and quarter ounces at oz. rates, half and quarter pounds at pound rates.




# Cucumber

For an early crop plant in hot beds on pieces of sod 6x6 inches and three inches thick. Plant 8 seeds in the center of each piece and when true leaves appear and danger of frost is over move plants to the field, put them in rows 5 feet apart and 3 feet apart in the row. Most gardeners plant the seed in open ground about May 10th, dropping 10 to 15 seeds in each hill in rows 5 feet apart and 3 feet in the row. When the plants get their true leaves thin out to three in each hill. Give frequent but shallow cultivation and if the crop is attacked by beetles give light application of air slacked lime mixed with soot and road dust. 1 oz. to 50 hills, 2 lbs. per acre. In our locality cucumbers can be planted up to July 10th. The extra early sorts up to July 20th.

Days named are from transplanting to pickling and are only for purposes of comparison—they vary under different growing conditions.

**CULTURE UNDER GLASS**—Most crops under glass are started from early January up to April. Planted in the fall, they are coming rather slow unless the weather is exceptionally bright. Solid beds give best results, benches 6 to 8 inches deep filled with rotted sod mixed with about one-fourth cow manure give good results also. The temperature should never be allowed to go under 65 degrees at night and for pollenizing bees are needed. If bees do not come from outside, place a bee hive inside. Water only when needed then give a thorough soaking, prevent cold drafts, fumigate with tobacco **LIGHTLY** as a heavy dose would scorch the foliage and if mildew appears use sulphur promptly. Mulch with manure and apply it in liquid form when the vines are showing healthy growth.



Express Cucumber is the most uniform Shaped, Dark Green Early Cucumber Grown.

## Which Is The Best Cucumber?

The best slicing Cucumber is at present **LINDEN'S MARVEL**. It is hardy, withstands drought and the ravages of lice better than most cucumbers, is extraordinarily productive and the cucumbers are real beauties. Both for the home or market it is a very valuable variety, also high class for forcing.

**EXTRA EARLY EXPRESS** is a much earlier variety, in fact one of the earliest of all cucumbers, and for market invaluable, because it yields an immense crop of dark green rather short fruit and is suitable both for slicing as well as for pickling.

**GOLDEN HARVEST** is still earlier than Early Fortune and some growers regard it a better paying sort, for an early crop, than Express; others, however, favor Express. Which of the two is better depends to a large extent on the requirements of the market one caters to and the growers themselves must decide this question. Try both and remember that Express and Early Harvest are of value chiefly for an early crop or for a heavy crop of pickles.

**JUMBO** is an extra fancy sort with long and most beautiful fruit which sells in the market for more than double of other Cucumbers. It is nearly seedless. If you want to raise only one variety choose **EXPRESS**.

**CUCUMBER TRIUMPH** because of just right size, length, earliness, beautiful dark green color and because heavily productive, will displace most other varieties. **EARLY RUSSIAN** cucumber produces a crop so early that when dry and hot weather arrives, the crop is totally out of danger.

**PICKLING CUCUMBERS**—Express, Early Fortune, Golden Harvest and Taxpayer outyield regular type of pickling cucumbers such as Chicago or Jersey Pickling. But they are not wanted by pickle factories which demand regular three celled pickling kinds and of which National Pickle is the best because it is a vigorous growing variety, yields heavy and the fruit is symmetrical, dark green solid, meaning not hollow inside.

**EARLY FORTUNE** is one of the most popular because very heavily productive and high class for both pickling and slicing. Our strain of Early Fortune yields a high percentage of "FANCY" fruit and picks over a long season.

Cucumbers require very rich soil for very best results although surprising crops are produced with but little care. A gardener friend of ours recommends fertilizing the surrounding area, to be covered with the vines as well as the hill proper. And he says to cultivate exceedingly shallow. As he has had unusual success in his line, we are passing you this "tip." The government has issued a bulletin, No. 254 Cucumber, and No. 1320, The Production of Cucumbers in Greenhouses; also No. 1563, **CUCUMBER GROWING**, in which every phase of the industry is discussed, which may be had without cost by writing the Secretary of Agriculture, Washington, D. C.

## EXTRA EARLY EXPRESS CUCUMBER

EXCEPTIONALLY EARLY DARK GREEN (58 days)

The most beautiful and the best shipper of all White Spines. It grows from 8 to 10 inches long. It is truly an evergreen, retaining its glossy green color until fully ripe. Bearing small fruit for pickling in 40 days from germination, and large fruit for slicing can be pulled in 45 days. Vine is a strong grower, foliage broad leaved, deep green, close jointed, does not sunburn. Blooms very early at every joint, consequently very prolific. The fruits are very symmetrical and straight and of rich dark glossy green throughout the entire length of the fruit. Our extra Early Express Cucumber is a great profit producer and the Southern Truckers who are shipping to the Northern markets will find this variety as one of the best. Price: Pkt. 10c; oz. 15c; ¼ lb. 25c; lb. \$1.00; 5 lbs. or over at 80c per lb., prepaid.

## CUCUMBER COLORADO (60 days)

New. Of truly wonderful qualities and as near perfection that the originator calls it "the ultimate in a cucumber." Fruit 9 in. or more in length, slim, only 2¼ in. in diameter, very straight, very dark green, full at the ends and stays green longer than most sorts. Heavily productive and extra early. At present it is the finest slicing cucumber in existence but is not adapted for pickling as the fruit is too slender when young. Pkt. 10c; oz. 20c; lb. \$2.40.

## DAVIS PERFECT CUCUMBER (58 days)

First class variety, fruit dark green, somewhat pointed at both ends, of high quality, quite early, deservedly popular with growers all over the country. Measures about 10 inches long and 2¼ inches through, average weight 2 lbs. Pkt. 10c; oz. 15c; ¼ lb. 25c; lb. \$1.00.

## KIRBEY'S STAY GREEN (52 days)

A small, early shipping cucumber, notable for its intensely dark green color. An enormous yielder. Recommended chiefly for the earliest shipping sections, where length is not a necessity. Unexcelled in earliness, color and heavy yielding. Average size 6½x2¼ inches. Pkt. 10c; oz. 15c; ¼ lb. 25c; lb. \$1.00; 10 lbs. \$6.00.

## IMPROVED LONG GREEN (62 days)

Suitable for slicing, and the best variety for big yellow pickles. Fruit handsome, averaging 12 inches in length, dark green, flesh white, crisp and solid. Heavily productive. Highly rust and disease resistant, producing a crop under conditions when other cucumbers fail. Pkt. 10c; oz. 15c; ¼ lb. 25c; 1 lb. \$1.00, postpaid.

# Muskmelon

**CULTURE**—1 oz. of seed for 50 hills; 1 lb. for 1 acre.

Sandy soil, well enriched with manure, is the best for melons. Have the hills 4 by 5 feet, dropping 10 seeds in each hill, so as to feed mice and cutworms and still have a good stand. Leave only three strongest plants in each hill. When the plants start to vine we fertilize the field with 300 lbs. of cotton seed meal to the acre. Open shallow furrows between the rows, scatter the meal moderately thick and cultivate same in the ground. This hastens the crop to maturity. The melons are more heavily netted and almost free from culls.

In case of a cold spell with plants up early in the spring, go over the patch with a hoe and cover up the young plants with dirt and remove the dirt when danger of frost is past.

To make Muskmelon growing a paying proposition plant the seed as early as in your judgment is safe. While in the "baby" stage, the plants are liable to be badly injured if not ruined by a cold beating rain. All growers know these cold spring rains and the resulting damage. A beating rain destroys the thread-like roots of the young plants, severely checking them in growth. In many cases the plants "come out of it" but to expect an early crop of melons is out of question. To get an early crop of melons examine your plants after every rain and replant whenever you see that the plants were damaged. You cannot expect an early crop from plants that have been checked in their growth.

## Which Is the Best Muskmelon

The best and most popular is Hale's Best. The best large sized melon to grow for local markets is the old Tip Top. The spiciest, sweetest and finest of ALL muskmelons is the old Rockyford. But it is a late maturing melon and in too many sections it cannot be successfully grown. **NEW MUSK-MELONS.** New muskmelons come out every year by the dozen. All these new ones are highly recommended but later it "develops" that some of the new ones were badly overpraised. We do not list new melons preferring to "wait and see." We will list some of the new ones next year if they will prove really good, better than the old varieties. We mention the names of new varieties of muskmelons so that you will not be under the impression that we are behind the times. They are: Golden Marvel, Golden Globe, Woodside Winner, New Abbott, Jade Beauty, Colorado Queen and others.

**HOW TO TELL WHEN A MUSKMELON IS RIPE**—The net on a ripe melon is hard, the net on unripe melons is soft, so that it can be easily rubbed off.

Muskmelons are rich in health-giving vitamins. Of the total solids in a ripe muskmelon about 70% are invert sugars.

Muskmelons should not be wrapped preparatory to a long distance shipment, because when wrapped they are slower in cooling and do not retain their edible qualities as long as when shipped unwrapped.

**FOR LOCAL MARKET** muskmelons are gathered when on a "full slip," when the melons are dead ripe and "slip" off the vines.

## MUSKMELON GOLDEN QUEEN (83 days)


Originated with one of the melon growers in our locality. This grower made quite a bit of money selling his melons when the times were not as tough as they are at present at 50c per melon never for less and many a melon went for 75c and as high as a dollar a piece for the biggest ones. In spite of his being there when it comes to charging, his customers were on the lookout for his melons. Golden Queen is a large melon of high quality averaging 15 pounds per fruit, heavily ribbed and heavily netted, outsells any other melon on the market and is ready for the market three days ahead of Hale's Best. This may sound like a fairy tale yet these are the facts. Not suitable for shipping. Pkt. 10c; oz. 15c; lb. \$1.20.

## MUSKMELON HEARTS OF GOLD (88 days)

Same as Hoodoo. A very popular, round melon, size 7 by 5 inches, weight two pounds per melon. Moderately netted, ribs fairly distinct, pink flesh, very thick, sweet and spicy. First class shipping melon as it remains edible for several days. Pkt. 5c; oz. 10c; lb. 90c.

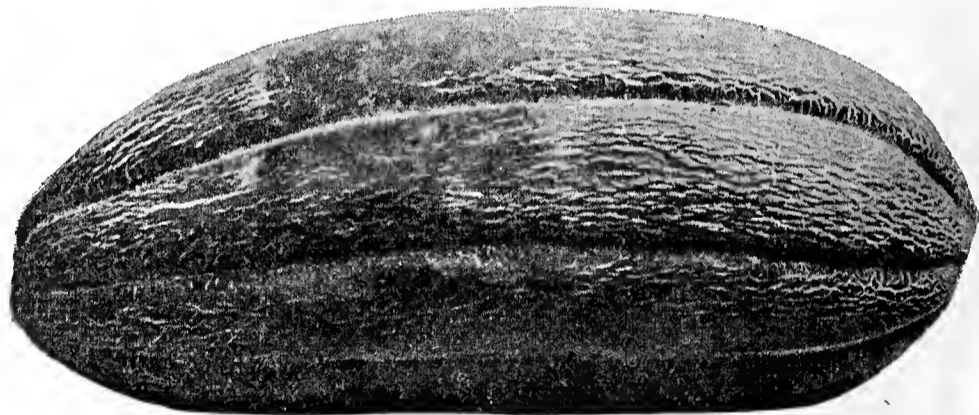
## MUSKMELON SUGAR ROCK (85 days)

Medium sized, of striking appearance, almost round, heavily netted, flesh deep orange, sweet, sugary and VERY firm. Rind very tough. Pkt. 5c; oz. 10c; lb. 90c.



## HALE'S BEST No. 36 (86 days)

The original H. B. lacked quality, its value was earliness and appearance. Since then numerous strains were developed. The strain we offer is the BEST of all, the same as used by the growers in Imperial Valley, who are very hard to satisfy. Their using of our strain of H. B. confirms what we claim, namely that it is the best strain, possessing earliness and producing melons of large size, beautifully netted with THICK sweet flesh. Every pound of seed is hand cut, all melons not perfect are discarded. No. 36 is desirable for any purpose; roadside stand, for shipment by truck, or packing for distant markets. Flesh salmon pink, very thick, average weight per melon 3 lbs. Pkt. 5c; oz. 10c; lb. 90c; 10 lbs. \$7.00.



## BANANA MUSKMELON (94 days)

The fruit attains a length of 20 to 30 inches, and a diameter of about 4 inches. Flesh of rich orange color, deep and of exquisite flavor. Smells and looks like a gigantic banana. This is a very valuable melon and sells in choice city markets, 50 cents or more being sometimes demanded for a single specimen. Pkt. 5c; oz. 10c; ¼ lb. 25c; lb. \$1.00.

## PERFECTION ORANGE FLESH (92 days)

At present this is the highest type of Rockyford. The melons are almost perfectly round, heavily netted, no ribs, the orange flesh is extremely thick, sweet and spicy. Heavily productive. First rate shipper, local or long distances. Considered by many as the finest melon in existence when quality is the first consideration. Pkt. 5c; oz. 10c; lb. 90c; 10 lbs. \$7.00.

## ROCKY FORD (92 days)

We have an exceptionally fine strain of this standard melon. Heavily and finely netted, weighing about 2½ pounds each. Green fleshed. Highly rust resistant, very heavily productive. Pkt. 5c; oz. 10c; lb. 90c; 10 lbs. \$7.00, prepaid.



# Watermelon

**CULTURE**—1 oz. for 50 hills, 1½ lbs. for 1 acre. Watermelons can be raised in any good soil but sandy soil mixed well with manure is ideal for melons. To grow watermelons successfully we recommend to seed the whole bed to rye in the fall. In the spring open two furrows with a plow throwing the soil together and plant the seed in hills 6 feet apart. When the plants start to vine open another furrow and continue this plowing under of the rye till the whole ground is covered with the vines. This does away with cultivating and fertilizes the ground.

**THIN OUT** watermelon vines to one plant per hill when the vines are in the fifth true leaf stage to get melons of the largest size. Do not allow more than one or two melons per vine. To keep striped beetles down apply lime but **ONLY** when the vines are dry, never when damp with rain or dew. Lime applied when the vines are wet burns and stunts them.

## Which Is The Best Watermelon?

The best watermelon when it comes to quality is Klondyke. The most popular melons for local marketing and nearby shipping are: Red Russian, also known as Early Kansas, Kansas Sweet, Hutchinson and other names, Dixie Queen, Wondermelon and Kleckley Sweet. The leaders for long distance shipping are: Dixie Queen, Thurmond's Gray, King and Queen, Stone Mountain and Tom Watson. That is true of the present time. For how long? Most varieties of watermelons stay in favor for 2-3 years after introductions. New varieties come to the front to again become back numbers in a year or two. But we can say that any melon that we offer is safe to plant because provided the growing conditions are favorable any of the melons listed by us will produce a good crop of quality melons.



**WATERMELON KLONDYKE (90 days)**

Long in shape, rind dark green, the flesh a distinctive shade of deep red. Average weight 25 lbs. When it comes to quality no melon is the equal of Klondyke. Plant your favorite variety that you know sells well in your market and besides the old standby plant some Klondyke. The public appreciates quality, willing to pay for quality and sure to remember the party that is selling quality melons. Pkt. 5c; oz. 10c; lb. 70c; 10 lbs. \$6.00, prepaid.




**WATERMELON NEW WONDER (88 days)**

**AS GOOD AS KLECKLEY—AS BIG AS WATSON**

Oblong in shape, longer and thicker in diameter than Kleckley, of dark green solid color with thin but hard and tough rind; for that reason just as good for shipping as Tom Watson. It has bright scarlet, very sweet and stringless flesh that never becomes hollow, and light colored seed. New Wonder has a good deal bigger heart than Kleckley and grows from 45 to 70 lbs. in weight. Heavily productive under trying conditions.

Pkt. 5c; oz. 10c; ¼ lb. 18c; lb. 70c; 10 lbs. \$6.00, postpaid.




**KLECKLEY SWEET WATERMELON**

The melon is oblong with square ends, color dark green, flesh bright scarlet with broad solid heart, absolutely stringless, of high quality, very crisp, sugary and fairly melting in the mouth. The individual melons weigh from 25 to 40 pounds. The rind is too thin for shipping. Pkt. 5c; oz. 10c; ¼ lb. 18c; 1 lb. 70c; 10 lbs. \$6.50, prepaid. (85 days).

**KLECKLEY SWEET No. 6 (85 days)**

A new Wilt Resistant watermelon produced by the Iowa Experiment Station. One of the best strains of this variety. Flesh rich red, sweet and the fruit of good length. Certified seed. Pkt. 5c; oz. 10c; lb. \$1.00.

**OUR WATERMELON SEED** is Northern grown. We are located right in the center of watermelon seed production and that is why we can deliver seed of the highest quality at very moderate prices.



**WATERMELON STONE MOUNTAIN (85 days)**

**DIXIE BELL OR LIPSEY**

Very large, round, smooth melon, rapidly gaining in popularity. Rind light green, flesh deep red and very sweet. Almost solid heart, having but few seeds which are white, tipped with black. It is not adapted for long distance shipping but for nearby markets, an excellent high quality variety. Pkt. 5c; oz. 10c; ¼ lb. 18c; lb. 70c; 10 lbs. \$6.00.

**KING AND QUEEN WINTER MELON (85 days)**—Of Russian origin, heavily productive and a sure cropper. Flesh bright crimson of very high quality, seed very black. Skin light green striped darker green. Perfectly round and smooth resembling a Honey Dew Melon. Average weight 10 lbs. When stored keeps for a long time and is a first class shipper. Outsells all other watermelons in some markets. Pkt. 5c; oz. 10c; ¼ lb. 15c; 1 lb. 60c; 10 lbs. \$5.50.

## NEW PEPPER GOLIATH (66 days)

HEAVILY PRODUCTIVE—EARLY—FRUITS LARGE

Fruits of mammoth size, averaging 5 inches in length and 3½ inches in width at both ends. Fully as early as Ruby King and very productive, some plants producing as high as 32 marketable peppers. The fruit is green at first and later turns to a beautiful shade of scarlet. Flesh is thick and sweet and keeps in prime condition for a long time.

### Grow Goliath Peppers For Market

We assure you that there will be no time when you will have to take unsold peppers back home. GOLIATH PEPPER will sell itself and you will not have enough to supply the demand. That is our experience. GOLIATH PEPPER is unlike all other peppers, it is a real wonder, it is immense, a great surprise. We grow GOLIATH PEPPER on our seed farm and many market gardeners from our city and Omaha went through our field of GOLIATH PEPPERS. Were they surprised by the sight? Judge yourself. One said: "This is the most wonderful and largest pepper I have ever seen." Said another: "I have never seen so many big peppers on a plant," Says a third: "DeGiorgi, you have a most wonderful pepper, something that will make money for all gardeners that will plant it."

GOLIATH PEPPER will give at least double the returns from an acre over other varieties, because it yields more than twice as heavy a crop and because it brings double the price common peppers do.

So very valuable is GOLIATH PEPPER that many of our customers who have been growing it before are saving their own seed, as they do not want to take the chances of us having a crop failure. They know that if they should be unable to procure the seed of GOLIATH PEPPER it would mean a big loss to them.

All gardeners that have seen our crop of Peppers for seed were surprised by the sight and all asked us to save some seed for them. We showed GOLIATH PEPPERS to the owner of the largest and finest grocery store in our city. He did not believe his eyes and when told we grew those peppers right here on our farm he showed signs that he did not believe us. "No," says he, "these peppers were shipped to you from somewhere, do not tell me that peppers like that can be grown here in Iowa." Well, we showed him our field and he now believes. We say about our GOLIATH PEPPER: At a single picking you will get from a single plant 10 or more most beautiful and largest peppers you have ever seen. The peppers are so large that it is impossible to put more than 20 peppers in a market basket of one-third bushel capacity. It beats Chinese Giant or any other pepper in size, It is sweet as an apple, thick meated and VERY EARLY. Place your order NOW. Pkt. 10c; 1 oz. 45c; ¼ lb. \$1.00; lb. \$4.00; 10 lbs. \$35.00.

**HOT TOMATO OR SQUASH** Early variety with tomato shaped fruit, glossy red, flesh thick, somewhat hot. Heavily productive. Pkt. 10c; oz. 30c; 1 lb. \$3.00.

**FINGER OR LONG HOT (70 days)**—Heavily productive hot pepper. Fruit red, 6 inches long, 1½ in. thick at the stem end. Pkt. 10c; oz. 40c; lb. \$3.00.

**MAGNUM DULCE (70 days)**—Fruits three lobed, slightly tapering, reaching a size of 7 inches long by 4 inches through. Flesh thick, sweet and mild, color bright crimson at maturity. Pkt. 10c; oz. 45c; lb. \$3.80.

**GOLDEN KING (78 days)**—The largest fruited bell shaped yellow colored pepper. Smooth, flesh sweet and mild. Pkt. 10c; oz. 40c; lb. \$4.00.

**LARGE RED CHERRY (82 days)**—Fruit a flattened globe, smooth 1½ to 2 inches in diameter. Very hot. Pkt. 10c; oz. 30c; lb. \$3.00.


**SMALL RED CHERRY (80 days)**—Fruit small, the size of common cherry, red when ripe and very hot. Pkt. 10c; oz. 30c; lb. \$3.00.

**A letter from a Minnesota customer:**

Must tell you of the luck I had with the Giant Neapolitan and Goliath peppers this last season. They were the largest and finest ever grown here in the last 10 years anyway, so that means for all time. Of the very largest 12 filled a bushel basket level full. There was no trouble selling the large peppers at 40 cents per dozen and the largest ones for 10 cents each.

### TO DO BETTER

To be more prosperous, grade better. It rarely pays to market second grade produce. It is very important that you start right by planting and growing only the best and finest new strains of vegetables. We are offering many such new and exceptionally good strains.



GOLIATH PEPPER makes large sturdy plants and should be allowed more space than common varieties. We plant 30 inches apart each way. If in addition to giving this variety ample room to develop water in plenty be supplied, it will produce bigger peppers than shown in our illustration.

### WHICH IS THE BEST PEPPER?

The best paying large sweet bell pepper is still the variety Goliath. It does well in every part of the country, especially so in Florida. Harris' Early Giant is another real good early pepper but we do not recommend it for the South where it proved to be a shy cropper. Much is heard about Ozark Giant and Calwonder pepper. Both these varieties are high class and every market gardener should give these two peppers a trial. The most popular hot pepper is the variety Improved Thick Long Red.

**BULL NOSE PEPPER**—Our strain produces fruit with flesh only fairly hot, a strain that is not easy to get.

**CULTURE**—1 oz. of seed will produce about 2,000 plants; 6 ozs. plants an acre. The culture of the peppers is similar to Egg Plant. Have the plants in hot beds 3x3 inches and in the field in rows 3 feet apart and 18 inches apart in the rows. Pepper requires very rich soil in order to develop fruit of large size.

## Rhubarb

**CULTURE**—1 oz. for 100 feet of row. Sow in rows 18 inches apart and thin to 6 inches apart in the row. The following spring set out your roots in rows 4 feet apart and 3 feet apart in the rows. Rhubarb requires very rich soil.

**SHOULD THE SEED STALKS BE CUT OUT**—They should to encourage the leaf growth and the development of the roots.

**FORCING RHUBARB**—This is profitable. If you have room under benches, plant the rhubarb. No attention necessary except watering. Only heavy roots full of life are suited for forcing. Dig up in the fall, pile up, cover lightly with soil and allow to freeze before planting under the benches. Early in spring dig the roots and plant back in the field.

**VICTORIA**—Choice strain with heavy deep red stalks. Pkt. 5c; oz. 10c; ¼ lb. 25c; 1 lb. \$1.00; 10 lbs. \$8.00.

**RHUBARB ROOTS**—Each 20c, postpaid. In lots of 25 or over, heavy roots \$5.00 per 100; light roots \$2.00 per 100, not prepaid.


We sell half pounds at pound rate, 5 pounds or over at 10 pound rate, 25 pounds or over at 100 pound rate.



# Spinach—Specialty

You need 1 oz. of seed to sow a row 100 feet long, 12 lbs. per acre if drilled or 15 lbs. if broadcasted. Sow early in the spring as soon as the ground is open. If you will sow in August you will get a crop in September. To winter over, sow early in September and protect the planting by covering with straw after the ground freezes up. Many gardeners sow their spinach for early spring any time during the winter, provided the ground is in shape, as it is almost every winter during a mild spell of weather.

**WHICH SPINACH IS BEST?**—There are two types of spinach. The savoyed and the so-called smooth leaved. New Zealand spinach is the third type and is good only during the hot weather when regular spinach is out of question. Of the savoyed spinaches the best for an early crop is Bloomsdale and if smooth leaved spinach is wanted the best variety is Big Crop. Where the ground is infested with disease use Virginia Savoy, a disease-resistant variety. New Zealand spinach is not easy to sell at first but the buyers soon find out that it has not the dirt like common spinach, is just as good to eat and your spinach will be in demand. Then too, it can be had during hot weather when regular spinach cannot be had.



## GIANT FILL BASKET SPINACH (40 days)

Early and Very Large

Produces plants often measuring 25 inches across, and has a quantity of thick, succulent leaves in the center resembling a half developed head of lettuce. The leaves are of dark glossy green color, notably thick in texture, moderately crumpled. It cooks very tender, is of excellent flavor. Oz. 5c; lb. 40c, prepaid. Not prepaid: 10 lbs. \$1.80; 100 lbs. \$17.00.

## LONG STANDING BLOOMSDALE (39 days)

Exactly the same thing as the old reliable Bloomsdale. Its value lays in the fact that it will stand longer before bolting to seed. Oz. 5c; lb. 40c, prepaid. Not prepaid: 10 lbs. \$1.80; 100 lbs. \$17.00.

## PERFECTED BLOOMSDALE No. 5 (35 days)

The best type of Bloomsdale Spinach in existence. Of compact growth, extra curled, the leaves very dark green, glossy and substantial, giving this variety highest qualities as a shipper. Will stand longer without bolting to seed than any spinach known. Oz. 5c; lb. 40c; 10 lbs. \$3.00, prepaid.



Field of Select Bloomsdale Spinach

## BLOOMSDALE SPINACH (39 days)

The leaves are thick twisted and crumpled, giving them, when ready to ship, an elasticity, adapting them for transportation to long distances and at the same time giving the crop large measuring qualities. What we offer is the genuine true Bloomsdale. 1 lb. 40c; 1 oz. 5c, prepaid. Not prepaid: 10 lbs. \$1.80; 100 lbs. \$17.00.


## NEW SPINACH BIG CROP (40 days)

Long Standing—Disease Resistant—Enormous in Size

Big Crop Spinach produces almost twice as big a crop as the next best variety. Very early, very hardy and stands two weeks longer than Bloomsdale before shooting to seed. The leaves are borne on long, stout stalks, well above the ground, staying clean and free of dirt. They are thick, very large, rounded at the edges, twice as long as they are broad, moderately crumpled. Color bright green. Blight and wilt resistant. Of all so-called smooth leaved varieties such as Viroflay, Thick Leaf, Flanders, etc., Big Crop Spinach is the best and unbeatable for canning purposes and for a tremendous crop. Oz. 5c; 1/2 lb. 20c; lb. 40c, prepaid. Not prepaid: In lots of 10 lbs. or over, at 20c per lb.

## BLIGHT RESISTANT SPINACH (39 days)

Virginia Savoy Blight Resistant, introduced by the Va. Truck Experiment Station at Norfolk, Va. of Bloomsdale type, heavily crumpled with massive thick leaves. Highly blight resistant. Oz. 5c; lb. 40c, prepaid. Not prepaid: 10 lbs. \$2.40; 100 lbs. \$22.00.



## NEW ZEALAND SPINACH (70 days)

Produces a crop of greens, closely approaching the true spinach in flavor, from June to frost. Soak the seed in water for 24 hours. Plant 3 seeds to each 3 inch pot, thin out to one plant to each pot. Plant outdoors when all danger of frost is past, spacing the plants at least 2 feet apart. Start the seed in April. Many will not bother planting spinach in pots (the idea). A good reason why you should. There will be no oversupply on the market, you will get paid for all your extra work. One plant of N. Z. Spinach well grown produces as much as one peck of greens at one picking. The plants continue in production from June to frost. The shoots and leaves of N. Z. Spinach are fleshy and thick, very tender, delicious when cooked. For a maximum crop use fresh manure liberally. Oz. 5c; lb. 40c, prepaid. Not prepaid: 10 lbs. \$2.60.

NEW ZEALAND SPINACH is such a "swell" dish that many people like it better than meat, if prepared as follows:

Brown slightly, sliced onion, in butter, add spinach cut up in pieces, add very little water, stew on a slow fire under cover for ten minutes. Season with salt and pepper.

**MOTHER'S DAY** What pot plants to grow for Mother's Day? The most popular in order of their listing are: Roses, Hydrangea Hortensis, Japanese Spirea (Astilbe) Calceolaria, Saintpaulias, also Dracaneas and Boston type ferns.

Why not try something new and thus place yourself beyond competition. We suggest growing the following, rarely seen flowers. All are sufficiently attractive, sell readily and if any of them should stay unsold, you will have ample opportunity to turn the plants into cash up to middle of June.

**AETHIONEMA PERSICUM**—Pot up a few and see the plants sell.

**ANDROSACE CORONOPIFOLIA**—Sow in June. The seed will lay for four months before it will germinate. Pot up singly, carry over winter in cold frames, apply heat early in March (45 degrees.)

**ANGELONIA**—Popular in Europe as a house plant. Should prove a good selling plant.

**ANEMONE DOUBLE ST. BRIGID**—This is one of the very finest of pot plants. Easily raised from seed. If located North, protect over winter with straw material or lift the corms and winter them inside.

**BLEEDING HEART**—This always sells. Make divisions late in fall with 2 to 5 eyes, place these in 4 inch pots, bury the pots in the ground outdoors. The potted roots need no protection over winter. Move the pots under glass in March to get blooming plants in April and May.

**ANTIRRHINUM**—Potted Snapdragons in bloom will sell at any time in the spring months. Try Majestic Snowstorm and Tom Thumb Christmas Gem.

**BELLIS**—Sells readily especially if it will be the new variety American Beauty or Fusilier. Both have the very large, very double flowers and when well grown are very outstanding.

**BROWALLIA SPECIOSA MAJOR**—Read the description.

**CARNATION**—Sow the seed in August and September in open frames, protect over winter with a covering of boards, place the plants in pots February or March. Or sow inside in January. Try Giant Prague Carnation, also Giant Chabaud. The seed of both varieties produces maximum amount of doubles.

**CHRYSANTHEMUM MAY QUEEN**—If you do not have a stock of this Chrysanthemum you are missing a good thing unless you are located somewhere where the common field daisy is growing wild. May Queen resembles the common single field daisy but produces larger blooms. We find it one of the best selling plants.

**COLEUS**—This sells well and is easily and inexpensively raised. You cannot go wrong on Coleus.

**CYNOGLOSUM AMABILE**—See the description.

**PINKS (DIANTHUS)**—All Pinks are worth growing. Try some Sweet Wivelsfield, Neglectus and Wintari.

**DIASCIA BARBERAE**—By all means try this as a pot plant.

**DRYAS OCTOPETALA**—Makes very fine pot plant.

**ECHWERIA**—Is easily raised and easily sold.

**EUPHORBIA POLYCHROMA**—Beautiful and uncommon. Seeds itself and sells at sight when in bloom. The seed germinates unevenly and sometimes lays long before it "comes up."

**GENTIANA ACAULIS**—Cannot be produced from seed to salable specimens in a hurry. Very much worth growing. See the description.

**GESNERIA CARDINALIS**—See the description.

**GODETIA**—Easily and inexpensively raised and has few rivals as a pot plant. Of all Godetias Sweetheart is the best seller.

**HESPERIS NANA CANDIDISSIMA** and *Hesperis Nivea* are real flowers and should be widely grown. As a perennial they are rather short lived and to have a stock of first class plants at all times must be sown every second year.

**HELIOPSIS LINEARIFOLIA**—Read the description.

**KALANCHOE COCCINEA**—Read the description.

**LILIUM TENUIFOLIUM**—Is as easily raised as radishes and sells at sight.

**MYOSOTIS**—Always popular. Easily raised.

**NEMESIA**—Well grown potted plants sell at sight.

**NEROPHILA**—See the description.

**NERTERA**—See the description.

**NICOTIANA CRIMSON BEDDER**—Is very showy plant and easily sold.

**NIEREMBERGIA**—Is a beauty. To have blooming plants early in the spring, sow late in the fall.

**OXALIS ROSEA**—Will bloom early in the spring from seed sown in September. Seed very fine but comes up quickly.

**DWARF ANNUAL PHLOX**—Will make money for you if you

will start the seed in February or March under glass in flats. As soon as the seed shows up move the flats to a cold house (Temperature 40 to 45 degrees). Place the seedlings singly in small pots. The plants begin to bloom soon after potting but the first flowers must be pinched off as well as the first growth to induce compact, bushy growth. They soon will be in bloom again and will sell themselves. Try some of the

**CECILY PHLOX**, a large flowering strain in many colors.

**PRIMULA Auricula, Vulgaris, Cashmeriana and Officinalis.** Potted plants will sell and they can be easily produced. Cashmeriana germinates readily, the others are best sown late in the fall in flats placed in open frames. When well covered with snow, cover the frames with boards to exclude all light. From this sowing you will get early in the spring four leaved seedlings that are first transplanted into flats later in the open or they can be placed in larger pots and left in the frames over winter. Early next spring cover the frames with sashes. The plants will soon cover themselves with bloom. Buyers will not be wanting. Primulas become unsightly when 2 or 3 years old, therefore should be sown every year or every other year to have first class plants on hand. Should prove paying plants everywhere because in bloom very early in the spring and long after, because highly attractive and practically unknown, therefore the value of a novelty. They will come through in fine shape even in Iowa if planted in partial shade and given perfect drainage. If planted in full sun, must be covered over winter in localities where the snow does not last long. The seed of all hardy primulas germinates only in the dark, all sowings must be covered to exclude light, but must be moved to light as soon as the seed is sprouted.

**SWEET VIOLET**—There are many varieties and of all we find Queen Charlotte the best for general purposes. It is perfectly hardy, free blooming and the fragrance is very pronounced. Best planted in a half shaded place but will hold its own even in full sun in spite of hot and dry weather. The plants multiply rapidly and sell readily.

**TORENIA**—Is popular as a house plant in Europe. Try it.

**WHITLAVIA**—This annual is a native flower of California. In beauty it compares favorably with gloxinia. Sown in March will bloom in May. Makes fine pot plant and is easily raised.

**FLOWERS FOR DECORATION DAY** <sup>The most</sup>

avored is the Peony. Next best paying flowers are daisies and pyrethrum in boquets. Boquets of mixed flowers are also good sellers. In mixed boquets growers in our locality use Veronica, Hesperis Matronalis, Pyrethrum Roseum, Chrysanthemum May Queen, Liliun Tenuifolium, Lemon Lilies and whatever they may have in bloom. These flowers with the addition of sprays of common asparagus sell almost as good as peonies.

**FLOWERS FOR EASTER** First of all comes Easter Lily, then Tulips, Hyacinths, Calceolarias, Saintpaulias.

**FLOWERS FOR CHRISTMAS** is the Oak Leaved Poinsettia. This cannot be grown from seed. Then you will have calls for Begonias, Cyclamen, Christmas Peppers, Christmas Cherries, Saintpaulias.

**WHAT POT PLANTS** FOR DECORATION DAY that will bloom from seed sown

in January and February? Try the following: Ageratum, Angelonia, Antirrhinum Tom Thumb, Acroclinium, Clarkia, Coleus, Erysimum, Godetia, Heliotrope, Linaria Fairy Boquet, Lobelia, Marigold Dwarf Varieties, Mimulus Tigrinus, Mignonne, Nemophila, Nicotiana Crimson Bedder, Nigella, Dwarf Phlox, Petunia, Rhodante, Tagetes, Verbena Royal Boquet, Vinca Rosea, Whitlavia, Schizanthus, Dianthus Wivelsfield.

### Statice, Gypsophyla and the Florist

When fresh flowers are scarce, dried statice and gypsophyla will save the situation as they can be used in every case almost, when wreaths and funeral designs are needed. Store the sprays in a dry place, protect from dust and sprinkle the tops a few hours before needed.

**SEEDS** will quickly lose their germination if stored, even for a short time, in places where the atmosphere is full of humidity, such as greenhouses, cellars or in the kitchen. Your seeds will keep for months and even longer if you will store them in a dry, airy and cool place. Save whatever seeds you may happen to have on hand by placing the seeds in bags or fairly tight boxes and placing these out of the reach of mice. Seeds of palms must be stored in dry dirt or dry sawdust, seeds of water plants must be stored in water.



## Antirrhinum—Snapdragon

Perennials, flowering the first year from seed.

The seed may be sown outdoors early in May and will produce blooming plants from July to frost. For early flowering sow in the house or frames in February or March. Cover the seed very lightly. Set the plants 9 inches apart.

**GREENHOUSE CULTURE**—To get a crop for Christmas sow from June 25 to July 31, depending upon the time you wish to bench the plants. Sow in August to get flowers for Mother's Day. Use well prepared LOOSE soil, cover this with a thin layer of fine clean sand, then sow the seed and be sure to cover the same very lightly. Covering the seed too deep and overwatering before or after germination, will mean a poor stand. When your plants are large enough, put them into 2½ inch pots, use sifted sod soil, that contains no fresh manure. Pinch the plants once and allow 6 to 8 breaks to grow on each. Early in September the plants will be nearly pot bound and it is time to place them into benches 10 inches apart. Remove all suckers and prune the shoots at the base of the plants if they should crowd one another. Provide carnation supports early. Temperature 58-60 degrees at night. To prevent rust never allow water to touch the foliage even when the plants are first potted.

You will never have any trouble with rust or disease if you will water carefully, not crowd the plants and ventilate, but if rust should appear write for bulletin No. 221 to Agricultural Experiment Station, Urbana, Ill.

**SNAPDRAGON** for a winter crop. Says an experienced and successful grower: For a winter crop we pinch the plants 10 days after they go into the bench. We allow four inches of rich and porous soil and plant closely, never farther apart than 6x6 inches. This makes the plants grow tall and while we get only a few spikes per plant these are well flowered. After the first crop is cut the plants send up another bunch of shoots which are tall when in bloom and all of them first class stock.

### Half Dwarf Snapdragon—Height 18 in.

**NELROSE**—Salmon pink.  
**FIREFLAME**—Scarlet, throat white.  
**QUEEN OF THE NORTH.**  
**CRIMSON QUEEN**—Crimson.  
**DAPHNE**—Soft blush pink.  
**DEFIANCE**—Orange red.  
**FAWN**—Pink and yellow.  
**ROSE QUEEN**—Rich rose.  
**PEERLESS PINK**—La France pink.  
**SILVER PINK**—True.

**FIREBRAND**—Bright scarlet.  
**GOLDEN QUEEN**—Rich yellow.  
**RUBY**—Ruby red.  
**DARK SCARLET.**  
**FIREFLY**—Scarlet and white.  
**CARMINE QUEEN**—Rosy carmine.  
**MONT BLANC**—Pure white.  
**MIXED**—All colors.  
**BRONZE QUEEN**—Golden bronze.

ANY OF THE ABOVE—1 oz. 80c; lb. \$8.00; T. pkt. 10c; ¼ oz. 15c.

### TALL SNAPDRAGON—Height 24 to 36 in.

**APPLEBLOSSOM**—Pink and white.  
**ROSE**—Brilliant rose pink.  
**WHITE**—Pure white.  
**GARNET**—Deep velvety red.  
**PINK**—Delicate pink.

**SCARLET**—Bright.  
**YELLOW**—Rich yellow.  
**GOLD**—Rich dark yellow.  
**SALMON**—Salmon-rose.  
**MIXED**—All colors.

ANY OF THE ABOVE—1 oz. 80c; lb. \$8.00; T. pkt. 10c; ¼ oz. 15c.

### SNAPDRAGON SPECIAL MIXTURE

Includes all the Giant, Half-Dwarf Snapdragon varieties as well as many new sorts. T. pkt. 10c; oz. 80c; lb. \$8.00.

## Antirrhinum Rustproof

The seed we offer has been proved to be 75% rustproof. We offer a superior mixture containing a higher percentage of the more desirable light colors than will be found in other mixtures now on the market, namely canary yellow, rose pink, salmon pink, white with a dash of red and orange shades. **DE LUXE MIXTURE.** T. pkt. 20c; ½ oz. 30c; oz. \$2.00.

**RUSTPROOF ANTIRRHINUM PINKIE**—Robust growing, large and very early flowering florists' forcing variety producing numerous fine cutting spikes with well spaced florets of brilliant pure clear rose. Comes 90% resistant. Height 30 in. T. pkt. 20c; 1/16 oz. 40c.

**RUSTPROOF ANTIRRHINUM CRIMSON**—Fiery crimson. Both individual flowers and flower spikes of huge size. Maximum type snapdragon. Height 30 in. T. pkt. 20c; 1/16 oz. 40c.


**RUSTPROOF ANTIRRHINUM SHASTA**—Pure white early greenhouse forcing type. Height 2 ft. T. pkt. 20c; 1/16 oz. 40c.

**RUSTPROOF ANTIRRHINUM YELLOW**—Of same type of flower and habit as Ceylon Court. Throws 6 to 8 spikes to a plant. Height 30 in. T. pkt. 20c; 1/16 oz. 40c.

### OUR TRADE PACKETS

are double the quantity of retail packets. Our retail packets are well-filled, the seeds are fresh and of strong germination. You will get only the best from us, so don't be afraid to place the order with us.

**FLORISTS**—Sow some Pumilum Snapdragon in February. By the middle of May they will develop into heavy 4-inch pot plants with 6 or more flower spikes, if you will grow them in 50 deg. house and shift and pinch a few times. The plants will sell themselves and they can be produced practically without cost.



Antirrhinum Pumilum

### DWARF TOM THUMB SNAPDRAGON

**YELLOW — WHITE — PINK — SCARLET — CRIMSON — MIXED**  
 —Large flowered varieties. Height 8 to 15 in. T. pkt. 10c; ¼ oz. 20c; oz. \$1.00; lb. \$8.50.

### ANTIRRHINUM ROCK HYBRIDS

A new race of snapdragons forming compact, rather small plants. These are profuse bloomers and bloom earlier than other "snaps" staying in bloom the whole season. Excellent for rock and alpine gardens. The bloom is produced from the ground up to the tips of plants, almost completely hiding the foliage from view. Many colors mixed. Height 6 in. T. pkt. 10c; 1/16 oz. 20c; ¼ oz. 35c.

## Antirrhinum Majestic

Represents the furthest advance in Antirrhinums. The flowers as well as flower spikes are of maximum size, the placement of individual flowers is ideal. Height 18 to 24 in.

**MAJESTIC CELESTIAL**—Plants compact flowers very large in a huge bouquet of exquisite salmon rose shade.

**MAJESTIC CHERRY**—Cherry-red, very rich color.

**MAJESTIC GOLDEN DAWN**—Exceptionally vigorous in growth. Color golden-buff, overlaid salmon-pink. A magnificent flower.

**MAJESTIC ROSE MARIE**—Rich rose, golden center.

**MAJESTIC ROSE BEAUTY**—Pure rose pink self of extraordinary brilliancy.

**MAJESTIC SNOWSTORM**—Flowers extra large, snow-white, early flowering, valuable for forcing under glass.

**MAJESTIC SUNSET**—Bright terra-cotta shading into rosy-salmon.

**MAJESTIC TWILIGHT**—Flowers of enormous size, color a blend of rich gold with terra cotta. Will bloom under glass in the early spring months but not in mid-winter and is a cut-flower that is hard to beat.

**MAJESTIC MIXED**—Contains every variety listed by us, in proper proportion. Any variety: T. pkt. 20c; ¼ oz. 30c; oz. \$2.00.

### SNAPDRAGON BLACK DIAMOND

If you grow plants for sale to the general public, your sales will increase if you will grow for snapdragon plants our Black Diamond variety. The plants of Black Diamond are dark-greenish-red, entirely different from all other snapdragon plants. This unusual color makes the plants sell. Black Diamond has very large, dark red, almost black flowers. Height 20 in. T. pkt. 10c; ¼ oz. 15c; oz. 80c; lb. \$8.00.

### ARCTOTIS GRANDIS—AFRICAN DAISY

The flowers are large and showy, pure white on the upper surface, the reverse pale lilac-blue. Blooms from early summer till frost. An exquisite cut flower lasting in water over a week. Sow in frames in March or the open ground in May. Height 3 ft. T. pkt. 10c; oz. 60c; lb. \$6.00.

**GIANT ARCTOTIS**—New hybrids, flowers daisy-like, greatly resembling those of Gerbera 2½ to 3 inches across in a wider range of colors than that of Pansies. This new Arctotis belongs among the most remarkable and beautiful of annual flowers. There is a demand for plants and the demand is growing. This Arctotis will make you money. Height 12 in. The colors are so many that it would take too much space to specify. **FINEST MIXED.** T. pkt. 20c; ¼ oz. 40c; ½ oz. 75c; oz. \$5.00.

# ASTERS

A grand cut flower and a highly paying crop for that purpose. The most popular colors are the soft pink and lavender shades. They are extraordinarily

showy when planted in masses. They will stand more cold than cabbage and can be sown or set out quite early. If sown as late as June 1st, will give a good fall bloom even in the North.

Queen of the Market is the earliest aster. ROYAL the best for early market. DAYBREAK are ideal for pots, design work, bedding and borders. All these are extra good and early. GREGO, OSTRICH FEATHER, PEERLESS PINK, HEART OF FRANCE, AUTUMN GLORY, AMERICAN BEAUTY, are all late varieties. Most beautiful of all asters is CALIFORNIA GIANTS variety. The easiest aster to disbud is the AMERICAN BEAUTY.

For a crop of cut flowers sow outside the latter part of April, cover the seed not more than  $\frac{1}{8}$  of an inch, transplant into rows 2 feet apart and a foot apart in the row, as soon as the seedlings are large enough to handle. Early transplanting insures vigorous and healthy growth, the plants will be less apt to suffer from disease, especially if planted on clean well drained piece of ground.

In order to get choice extra large blooms you must not allow more than about 10 blooms to each plant. It will pay you to disbud, as choice flowers always sell for a good price.

For early blooming the seed is sown in March in pots, boxes, hot beds or greenhouses, but nothing is gained by sowing earlier. Plants from seed sown in January or February will not bloom a bit earlier than from seeds sown in March.

**DO NOT SOW** aster seed before March. If you sow in January and February you may find yourself with a lot of plants that are too old—stems hard as wood through which sap cannot pass. Your plants will not be robust and healthy as they would be if sown after March 1st.

In beds space them foot apart each way, cultivate every two weeks until the buds appear, when you must stop all cultivation and keep the patch clean by pulling the weeds by hand. When they start to bloom mulch with tobacco stems to kill the root lice and keep the weeds in check. In blooming time keep a sharp watch for black beetle. Go through the field three times a day. If the beetles do show up, put about a pint of water and halfpint of gasoline in an old can and hold it under the bugs. They drop into it. These pests last only for a few days so the task is not as arduous as one might imagine. Or you can destroy these beetles by dusting with arsenate of lead, washing the open flowers clean before marketing them.

In the South Asters suffer from blight much more than in the North. The florists there grow asters under glass only, use the cleanest dirt they have and water them late enough in the afternoon to prevent burning but in time so that the foliage may get dry before night.

Do not grow asters on ground where the season before you grew tomatoes. If you will your asters will be diseased. Same is true but to a lesser degree of potatoes and carrots which crops seem to take out of the ground an excessive amount of material that asters need but do not get when grown after the above named crops.

**ASTER YELLOWS** manifests itself on plants by yellow or white color on parts of plants and when the plants are badly affected they are shriveled up and produce no flowers. The disease is caused by a certain leafhopper, a small winged bug and the only protection possible is to grow asters under cloth.

## Wilt Resistant

If your soil is infected try the Wilt Resistant Asters. The seed we offer is first generation stock, grown on highly infested ground in order to insure immunity on sick soils when grown for a crop of flowers. Grown by the famous flower seed specialist, Bodger, and is the best seed money can buy.

### AMERICAN BEAUTY

**Wilt Resistant.** One of the finest Asters in existence for cutting and shipping. Flowers large, double and compact, from early June to frost. **BLACK BLUE, CRIMSON, WHITE, PURPLE, MIXED.** Any color. T. pkt. 10c;  $\frac{1}{8}$  oz. 15c; oz. \$2.00; lb. \$20.00.

### QUEEN OF THE MARKET

**Wilt Resistant** **CRIMSON, DARK BLUE, PURPLE, SCARLET, WHITE, MIXED.** T. pkt. 10c;  $\frac{1}{8}$  oz. 15c; oz. 80c; lb. \$10.00.

### WILT RESISTANT ROYAL ASTER

**DARK LAVENDER (AZURE BLUE) DEEP ROSE, LAVENDER PINK, (PEACH BLOSSOM) PURPLE, WHITE, MIXED.** Any color: T. pkt. 10c;  $\frac{1}{8}$  oz. 20c; oz. \$1.40; lb. \$14.00.


**HEART OF FRANCE.** Wilt Resistant. T. pkt. 10c;  $\frac{1}{8}$  oz. 20c; oz. \$1.20.

### WILT RESISTANT BALL ASTER

**BALL DEEP ROSE**—Bright deep rose, blooms in mid-August. Plants branching 3 feet tall. **BALL WHITE**—Flowers double, crested centers, blooms late August to early September, plants branching 30 in. tall. **BALL PURPLE**—Deep bright purple, blooms in mid-August. Plants branching, height 30 in. **BALL MIXED**—Any color: T. pkt. 10c;  $\frac{1}{8}$  oz. 15c; oz. \$2.00; lb. \$18.00.

### WILT RESISTANT GREGO

Improved type, large flowered. **CATTLEYA** a novel orchid florist color. **CRIMSON, PURPLE, DARK VIOLET, DEEP ROSE, LAVENDER PINK or PEACH BLOSSOM, SHELL PINK, PURPLE, (DARK BLUE) WHITE, MIXED.** Any color: T. pkt. 10c;  $\frac{1}{8}$  oz. 20c; oz. \$1.20; lb. \$14.00



### AMERICAN BEAUTY ASTER

In bloom from early July until killed by frost. Flowers almost globular, fully double, never showing any yellow centers, born on extra stout stems 18-24 in. long. Of unsurpassed keeping qualities, excellent for shipping. Height 3 ft. **ROSE-PINK—CRIMSON—LIGHT BLUE—CARMINE ROSE—PURPLE—LAVENDER—WHITE—SEPTEMBER PINK—BLACK BLUE, MIXED**—Any color: T. pkt. 10c;  $\frac{1}{8}$  oz. 20c; oz. \$1.40; lb. \$14.00.

### GIANT IMPROVED GREGO ASTER

A magnificent American strain especially adapted to our climatic conditions. The plants form strong, branching bushes about 2 feet high bearing on long stems handsome chrysanthemum-like flowers averaging 4 inches or more across. In bloom from 2 to 3 weeks after the average type thus lengthening the aster season until after frost. Extremely free flowering and a grand cut flower.

**AZURE BLUE, CRIMSON, FLESH PINK, LAVENDER, PURPLE, ROSE PINK, SHELL PINK, WHITE, YELLOW, LAVENDER PINK, LAVENDER ROSE or CATTLEYA, DARK VIOLET, MIXED.** Any color: T. pkt. 10c;  $\frac{1}{8}$  oz. 15c; oz. \$1.00; lb. \$12.00.

### QUEEN OF THE MARKET ASTER

An early aster, usually in full bloom, weeks before most other sorts begin to blossom. Plants are about 15 inches high, of graceful spreading habit; flowers of good size borne on long stems.

**CRIMSON, ROSE, PINK, FLESH, LIGHT BLUE, WHITE, SCARLET, DARK BLUE, DARK LAVENDER, PURPLE, MIXED.** Any color: T. pkt. 10c; oz. 60c; lb. \$8.00.

### EARLY ROYAL ASTER

In size like Crego Aster, earlier, remaining in bloom for a longer period, the petals are broad, distinctly shell-shaped, giving an effect of shading that enhances the beauty of the color producing a striking effect. Splendid for bouquets. Plants branching, blooming in mid-August directly following the Queen of the Market. Height about 2 feet. **BLUE, WHITE, SHELL PINK, ROSE PINK, LAVENDER, PURPLE, MIXED.** T. pkt. 10c;  $\frac{1}{8}$  oz. 15c; oz. \$1.00; lb. \$12.00.

### "SURPRISE" ASTER "SALMON GOLD"

New creation in asters, an absolutely new color, never before seen in asters, namely a glowing, salmon-pink with a sheen of gold. Flowers perfectly formed, from 3 to 3 $\frac{1}{2}$  inches across, very double. Of extraordinary lasting qualities staying fresh, if placed in water, for over two weeks and therefore invaluable for shipping long distances. Stalks wiry and stiff. Very early beginning to bloom in July and lasting till late in fall. Each plant produces from 40 to 50 salable blooms. Height 2 ft. T. pt. 15c;  $\frac{1}{8}$  oz. 40c; oz. \$3.00.

### ASTER DWARF BOQUET

An extra early flowering class of dwarf upright, compact growth, bearing double flowers about 1 $\frac{1}{2}$  in. across. An ideal plant for spring sales especially when potted. Height 10 in. Many colors. **MIXED.** T. pkt. 10c;  $\frac{1}{8}$  oz. 20c; oz. \$1.40.

### OUR TRADE PACKETS

are double the quantity of retail packets. Our packets are well filled with fresh seed of strong germination, strictly true to name. When it comes to quality our seeds are 100 per cent.





Column Daisy

## DOUBLE BALSAMS—LADY SLIPPER

To grow fine specimens they should not be closer than 18 inches apart. Tender annual. Height 18 to 20 inches.

**GARDENIA FLOWERED**—Bush Balsam. New. Plants compact, bushy, 20 in. high, flowers double, large gardenia-like in clusters at the top of the stems, not hidden in the foliage, throughout the season. High class for bedding. The colors are hermosa-rose, vermilion red, rosy-white and pure white. **MIXED**: T. pkt. 15c; 1/8 oz. 40c; oz. \$3.00.

**CAMELLIA FLOWERED MIXED**—Large and double. T. pkt. 10c; oz. 40c; lb. \$4.80.

**GOLIATH MIXED**—Robust growing variety with large double flowers. Height 4 feet. T. pkt. 10c; oz. 40c; lb. \$3.00.

## BAPTISTA AUSTRALIS—FALSE INDIGO

Produces during May and June, fine spikes of sky-blue, lupin-like flowers, good for bouquets. Foliage neat, dark green, an ornament in itself. Height 3 feet. Perfectly hardy. T. pkt. 10c; 1/8 oz. 20c; oz. \$1.00; lb. \$14.00.

**BALLOON VINE**—Love in a Puff. Annual climber covered with white bloom and later by "balloons." Height 5 ft. T. pkt. 5c; oz. 10c; lb. 90c.

## BELLIS—DOUBLE ENGLISH DAISY

Lovely edging perennials with cheerful button-shaped flowers in early spring. They thrive in moist and somewhat shady situations. They must be transplanted every year and in our climate protected over winter with a layer of about 4 inches of straw. They grow readily from seed and should be sown indoors in February or March or in August in a cold frame and protected over winter. Treated thus they will bloom abundantly early in the spring. Plant 4 inches apart. Height 6 in.

**SNOWBALL**—Large, double white flowers. T. pkt. 10c; 1/8 oz. 20c; oz. \$1.40.

**LONGFELLOW**—Plnk. T. pkt. 10c; 1/8 oz. 20c; oz. \$1.40.

**FINE DOUBLE MIXED**—T. pkt. 10c; 1/8 oz. 20c; oz. \$1.40.

**MONTSTROSA**—Of robust growth, extra large, double flowers on long stout stems. **WHITE, PINK, RED, ETNA, dark red, MIXED.** Any color: T. pkt. 10c; 1/8 oz. 30c; oz. \$2.00.

**BELLIS AMERICAN BEAUTY**—New. Flowers extra double on long stout stems 4 inches across. Color lustrous crimson—rose a new color in Bellis. Fine for bedding and cutting. T. pkt. 20c; 1/16 oz. 30c; 1/8 oz. 50c.

**COLUMN DAISY**—Grows upright, is very compact, flowers large and double, snow white, and ideal as a pot plant as well as for bedding. A splendid new flower. T. pkt. 15c; 1/8 oz. 60c; oz. \$4.00.

**BOLTONIA LATUSQUAMA**—Hardy native plant covered with pink daisy-like flowers during summer and fall. Height 3-4 feet. T. pkt. 10c; 1/8 oz. 20c; oz. \$1.20.

## BEGONIA ROSE BOIS DE VAUX

New. An improvement on the old favorite Chateleine. Of compact pyramidal growth, foliage metallic green bordered with red, covered with a mass of vivid soft rose bloom. Excellent novelty. Height 8 inches. T. pkt. 50c.

## Begonia

Sow indoors in January and February in shallow boxes, using leaf mold and some coarse sand in the soil. Smooth the surface of the soil, sprinkle the seed thinly on top and press the seed in with a piece of smooth board. Never cover the seed with soil. Cover the box with a piece of glass raised a bit so the air can enter; keep the soil moist by spraying in a fine mist. Transplant when the plants are large enough to handle.

For winter blooming or early spring blooming sow from August to September. Begonias are tender perennials and must never be planted outside until the weather is thoroughly settled. They require a shady, moist situation and lots of water during the growing period. Never water while the sun is shining as this causes the leaves to rust. All Begonias are slow growers and for the first two months they seem to make no progress whatever, but they are coming just the same, and if the seed is sown in January you will have bushy plants in 4's by the middle of May. The seed germinates best in a temperature of 75 degrees.

Our **BEGONIA** seed is raised for us by a German specialist. Positively none better. Same is true when it comes to Primulas, Cinerarias, etc. We believe in quality, having over forty years of business experience, we know where and how to secure the best there is in seeds.

**BEGONIA RADIO RED**—An outstanding new begonia for bedding and pots. Flowers very large bright dark red, foliage very dark green. In great demand. Height 1 ft. T. pkt. 25c; 1/64 oz. 65c; 1/32 oz. \$1.20.

**BEGONIA TAUSENDSCHOEN**—Of close compact growth not over 6 inches tall, covered with flowers and buds of lustrous rich pink. In Germany where this begonia originated it is considered at present the finest, rich pink begonia for bedding and winter forcing. T. pkt. 60c.

**BEGONIA INDIAN MAID**—In great favor with growers. Plants about 10 inches tall, foliage of blackish-brown metallic lustre, flowers brilliant scarlet. The two contrasting colors make the plant very conspicuous. Comes true from seed and is easy to grow. T. pkt. 40c.

**BEGONIA ROMANCE**—Can be brought into full bloom at Christmas time from seed sown in July. From then on, it will bloom uninterruptedly for months. Flowers bright carmine-red, foliage light green. Height 8 inches. Sown in January will make a high class blooming pot plant for Mother's Day. Quick growing, a heavy bloom producer and disease resistant. T. pkt. 40c; 1/64 oz. 80c; 1/32 oz. \$1.50.

**BEGONIA CHRISTMAS CHEER**—Everblooming. Of broad, compact, globular growth, completely covered with fiery, cherry-red flowers two inches across. Foliage is dark, shiny green. Height 6 in. T. pkt. 40c.

**BEGONIA DRESDEN** Was chosen by the committee of the Dresden Floral Exhibition as the most outstanding begonia for bedding. Heavy bloom producer, flowers of medium size of striking brilliant carmine-scarlet. Plants of even growth 9 inches tall. T. pkt. 60c.

## BEGONIA LUMINOSA COMPACTA

No other Begonia will produce as much bloom as this one. Unexcelled for bedding as a pot plant and high class as a winter bloomer. Color bright scarlet. Height 5 inches. T. pkt. 40c; 1/64 oz. \$2.00.

## BEGONIA PINK PROFUSION

(Begonia Gracilis Heterosis Pink Profusion.) Of very compact growth, flowers pure La France rose with rosy purple buds. Very floriferous. Height 10 inches. Originator's seed. T. pkt. 40c.

**GRACILIS LUMINOSA**—Vigorous grower. Brightest scarlet flowers, blooms in winter also. Foliage reddish brown. Height 10 in. T. pkt. 25c; 1/64 oz. 65c; 1/32 oz. \$1.20.

**GLORY OF ERFURT**—Flowers three inches in length and inch and a half across, intense glowing crimson. Profuse bloomer. Height 12 in. T. pkt. 40c; 1/64 oz. \$1.75.

**GUSTAV KNAAKE**—Resembles Lorraine, very free flowering flowers 2 inches across, fiery crimson. Height 10 in. T. pkt. 25c; 1/64 oz. 65c; 1/32 oz. \$2.20.

**PRIMA DONNA**—Limpid rose shading to carmine, most beautiful, also for winter blooming. Height 10 in. T. pkt. 40c; 1/64 oz. \$2.00; 1/32 oz. \$3.00.

**SALMON QUEEN**—Cinnabar red, dark leaf, very free blooming. Height 1 foot. T. pkt. 25c; 1/64 oz. 65c; 1/32 oz. \$1.20.

**SEMPERFLORENS ALBA**—Vigorous, constant bloomer, flowers white in drooping panicles. Height 14 in. T. pkt. 15c; 1/32 oz. 25c 1/8 oz. 50c; oz. \$3.00.

**VERNON**—Flowers rich red, foliage bronze-red. Height 14 in. T. pkt. 10c; 1/32 oz. 30c; 1/16 oz. 50c; 1/8 oz. 85c; oz. \$6.00.

**BEGONIA SPECIAL MIXTURE**—Contains Semperflorens and Gracilis varieties in equal proportions. T. pkt. 15c; 1/64 oz. 40c.

**TUBEROUS ROOTED HYBRIDS**—Flowers of gigantic size often 6 inches across, from white and vivid scarlet through shades of bright bronze yellow, light and dark crimson, orange, ruby-red, rose and pink. Our seed has been saved from selected flowers, is carefully hybridized and will produce tubers in six months. Single mixed. Height 14 in. T. pkt. 25c; 1/64 oz. \$1.25; 1/32 oz. \$2.25.

**TUBEROUS ROOTED BEGONIA DOUBLE**—Seed from a collection of perfect specimens, saved for us by an eminent specialist, producing about 80% of doubles. **MIXED**: T. pkt. (About 1000 seeds) 60c.

## BEGONIA DROOPING GEM

Of drooping habit, fine for boxes, hanging baskets, etc. The overhanging branches of the plant are crowded with small, shiny leaves from which hang double pendulous flowers in many colors. Something new and good. Popular and much employed in Europe. A tuberous rooted variety. T. pkt. 50c.

## DIGITALIS—FOX GLOVE

Hardy perennials, 3 to 4 feet tall, bearing large, gorgeously colored, bell shaped flowers on stout and straight stalks from June to September. Blooms the first year if sown early and will prove perfectly hardy if planted in soil with perfect drainage and covered lightly during winter. Easily raised from seed. Water only when it is really needed when the soil is half dry. The plants should stand 12 inches apart. Can be forced, treat same as Delphinium.

**PURPUREA MONTSTROSA**—Very large, of many colors, tigré and penciled. T. pkt. 10c; oz. 45c; lb. \$4.80.

**PURPUREA**—Common Foxglove. T. pkt. 5c; oz. 20c; lb. \$2.00.


**GLOXINIAEFLORA**—Very large bell shaped flowers rivaling those of Gloxinia. **Pink, White, Purple, Mixed.** Any color. T. pkt. 10c; oz. 45c; lb. \$5.40.

**DIGITALIS SPECIAL MIXTURE**—Contains all of the choicest varieties with large flowers, self colored as well as tigré, mottled and penciled and is the best mixture in existence. T. pkt. 10c; 1/8 oz. 15c; oz. 80c; lb. \$7.00.

**FOXGLOVE GIANT SHIRLEY**—Produces flowers of great size, in an endless variety of colors. Beautifully spotted, blotched, self colored, in unique shades of maroon, bronze, cream and others. Of most vigorous growth, the plants attain a height of 6 to 7 feet. T. pkt. 10c; oz. 80c.

## DIGITALIS MACULATA

Extremely beautiful, outstanding and very much "different" variety of vigorous growth, producing large flowers in a wide range of colors covered with prominent blotches. **MIXED.** T. pkt. 10c; oz. 45c; lb. \$5.40.



## DELPHINIUM WREXHAM

Known also under the name of Hollyhock Delphinium. Wrexham strain grows 5 to 8 feet tall, the spikes have 36 to 40 inches of flowers, hence the name Hollyhock Delphinium. The colors are shades of blue and violet with white, purple and black-blue center petals. Both double and single. Perfectly hardy. T. pkt. 20c; 1/8 oz. 45c; oz. \$3.00.

**GOLD MEDAL HYBRIDS**—Very choice, originally saved from very best named varieties. Blooms on stalks 2 feet long or better, mostly of light blue. T. pkt. 10c; 1/8 oz. 15c; 1 oz. \$1.00; 1 lb. \$14.00.

## Delphinium

Make Belladonna with Wrexham your leaders, also have some Chinensis, a variety growing only 3 feet tall, in white and blue. Very brightly colored. You can sow Delphiniums in the spring or in July and August or late in November just before the ground freezes up. The seed will lay dormant and will sprout early in the spring and produce plants with little or no attention. You get the benefit of spring rains, the time it takes to sow the seed when done in November will be at your disposal in the spring when you are more than busy, you will save time and expense because you will hardly need to water the seedlings from November sown seed. Delphinium will thrive in any good soil in full sunlight but refuses to do well in sour ground. Sourness is corrected by liming. **FORCING DELPHINIUMS.** Generally speaking it is not well to start forcing before Christmas and a temperature of not over 45 degrees at night suffices at the outset. Plant 20 inches apart both ways and twice a month give light applications of liquid sheep manure. Plant in solid beds, loosen the soil deep for every clump. Water only when really needed and never pour water into the crowns.

**DELPHINIUM IN THE SOUTH** will bloom and furnish a good crop of fine flowers from seed sown in the fall. The Chinese Delphinium never disappoints, the Belladonna type is somewhat unreliable.

**BELLAMOSUM (Formosum)**—Bellamosum or Dark Blue Belladonna Hybrids. We have a strain, superior to any other on the market, seeds saved from named varieties with immense bloom, including Brunonianum, a fragrant deep blue variety with white centers. Height 3 feet. T. pkt. 10c; 1/8 oz. 20c; oz. \$1.20; lb. \$16.00.

**BELLADONNA HYBRIDS**—Contains shades of the palest to the darkest blue and the various intervening shades of sapphire, turquoise, indigo, etc., are rich and beautiful. Plants are of dwarf growth and require no staking. They branch freely from the crown and bloom without intermission from early spring till late autumn. T. pkt. 10c; 1/8 oz. 20c; 1 oz. \$1.20; lb. \$16.00.

**DELPHINIUM BELLADONNA LIGHT BLUE**—T. pkt. 10c; 1/8 oz. 20c; oz. \$1.20; lb. \$16.00.

## CAMBRIDGE DELPHINIUM

(D. Chinensis Cambridge Blue.) New. Produces numerous spikes of large azure-blue flowers from May to October. High class for cutting and every kind of flower work. Does well in all parts of the country, the entire South included. Height 3 ft. T. pkt. 20c; 1/8 oz. 35c; oz. \$2.40.

**DELPHINIUM CHINESE**—Of brighter color and more satisfactory than most other Delphiniums. Will furnish a wealth of extra fine flowers for bouquets throughout the summer. Height 3 ft. **BLUE—WHITE—MIXED.** Any color: T. pkt. 10c; 1/8 oz. 15c; oz. 60c; lb. \$6.00.


**DELPHINIUM SULPHUREUM** Hardy perennial producing in July long spikes of orchid like bloom of bright light yellow high class for cutting. After blooming the plants die down as if dead but the root stays alive, the plant making a second growth after a period of rest. Of extraordinary beauty and appeal. Easily raised from seed but is suitable only for cooler climates. You will have little success with it if located in the hot corn belt. The seed germinates from 3 to 6 weeks from date of sowing. The ground where the plants are to stand must be spaded deep, the plants protected over winter by LIGHT covering of strawy material. Height 30 in. T. pkt. 25c; 1/8 oz. 40c.

## NEW DWARF SCOTCH PINK

You will gain growing these new Pinks if you grow plants for spring sales. The plants are of neat compact growth, do not become "leggy" and straggling, producing large double fragrant flowers in all colors from May to August. You will sell a quantity of these plants either in pots or placed in flats. The plants are only 10 inches high, are first class for borders and rockery. **MIXED COLORS.** T. pkt. 15c; 1/8 oz. 25c; oz. \$1.90.

**ANTIRRHINUM ST. GEORGE** and **ROYAL ROSE** are very outstanding. If you grow plants for spring sales, include these two Snapdragons in the line of plants you are now growing. Immensely popular on account of color. One a brilliant rose, the other a most unusual bronze shade.





Kochia

**KOCHIA—SUMMER CYPRESS**

An annual forming a close dense plant, about 30 inches high; has fine feathery foliage of rich, deep green which turns bright red in fall. Used for temporary hedge or in groups; also single plants. Plant 18 inches apart. T. pkt. 5c; oz. 15c; lb. \$1.00.

**JERUSALEM CHERRY**—See Solanum Capsicastrum.

**LATHYRUS LATIFOLIUS—Everlasting Pea**

Hardy perennial climber furnishing big class flowers good for any kind of flower work from June to October. White Pearl is extra large flowered and extra good. **LATHYRUS WHITE PEARL—LATHYRUS PINK BEAUTY — BRIGHT DARK RED — FINEST MIXED**—Any color: T. pkt. 10c; oz. 45c; lb. \$4.00.

**JACK IN THE PULPIT**

An unusual plant with calla-like bloom, green and purple in color with a large club-shaped spathe over which leans an arching spathe. Valuable to advertise yourself in an original way. Blooms in May and June, placed in a show window will create interest, comment and sales. Easily raised from seed. Sow in rich soil in a shaded bed, pot up late in fall, place under glass in February and in your window when in bloom. Hardy perennial. Height 15 in. 15 seeds 10c; 50 seeds 20c.

**JAPANESE IRIS**

Beautiful, large, gracefully formed flowers in many colors and perfectly hardy if planted deep, the crown covered with 2-3 inches of soil and given slight protection over winter. Easily raised from seed. **MIXED**—T. pkt. 10c; oz. 60c; lb. \$5.00.

**SIBERIAN IRIS**—Produces in abundance large, gorgeously colored blooms on long, slender but stiff stalks, during May and June. Unlike the German Iris, Siberian is unexcelled for bouquets and if cut in bud can be shipped and easily handled. Our mixture contains many varieties, the finest like Emperor, Perry's Blue, etc., included. Hardy anywhere if planted deep. Height 3 to 5 ft. T. pkt. 10c; oz. 60c; lb. \$7.00.

**IRIS DICHOTOMA**—Night blooming Iris, producing lilac-pink flowers in great quantities during August and September. Blooms second year from seed which germinates readily. Hardy perennial. Height 3 ft. T. pkt. 10c; oz. 60c; lb. \$8.00.

**LAGURUS OVATUS—Hare's Tail Grass**

Bears large, egg-shaped satiny heads, suitable either fresh or dried for bouquets. Annual. Height 1 ft. T. pkt. 10c; oz. 45c.

**LANTANA**

This is a showy bedding and basket plant of rapid growth, fine for pot culture in the winter or garden decoration in the summer. Verbena-like beads of orange, white, rose and other colored flowers. Tender perennial. Height 1 to 2 feet. Compact growing dwarf hybrids in all colors. T. pkt. 10c; oz. 60c; lb. \$5.00.


**LAVANDULA—LAVENDER**

Perennial, hardy if planted in a well drained spot. Lavender-blue flowers that retain their fragrance even when dried and produced in June and July. Height 1 ft.

**LAVENDULA SPICA**—False Lavender. T. pkt. 5c; oz. 25c; lb. \$1.50.  
**LAVENDULA VERA**—True Lavender. T. pkt. 10c; oz. 45c; lb. \$4.00.

**LARKSPUR WHITE KING**

Giant Imperial type. Flowers pure white, fully double 2 inches across closely placed on the stem. Spikes immense, 24 to 30 inches long. Ready to cut more than a week before other Imperials are ready. Height 5 ft. T. pkt. 15c; 1/8 oz. 15c; oz. \$1.00; lb. \$10.00.



**Annual Larkspur**

In the greenhouse grow in a temperature as near as possible to 50 degrees. It will then produce finer and more flowers, than when grown in the open. Given rich soil and full sunlight, it will grow 5 feet tall and bear great numbers of heavy spikes. It will yield much greater number of spikes if the terminal stalk is cut out when the plants are about 6 in. high. To get the flowers for Decoration Day, sow in December or early in January and give plenty of light and avoid cold drafts to prevent mildew. In the open, sow the seed when the apple is in bloom and set the plants 10 inches apart. The seed we offer is unsurpassed in quality. Blooms in June to September.

**DOUBLE STOCK FLD. LARKSPUR** **WHITE, BRIGHT ROSE PINK, LILAC, LUSTROUS CARMINE, ROSY SCARLET, SHELL PINK, SKY BLUE, AGERATUM BLUE, DARK BLUE, MIXED**—Any of the above. T. pkt. 10c; oz. 45c; lb. \$3.20.

**ROSAMOND**

Fully double, stock flowered new Larkspur in an entirely new color, namely bright rose, a deeper shade than in the old variety Bright Rose. The flowers do not fade. They are borne on long stems, the spikes heavily covered with fully double blooms produced two weeks earlier than other Larkspurs. Plants of uniform height, 4 ft. tall. T. pkt. 10c; 1/8 oz. 15c; oz. 50c; 1 lb. \$5.00.

**GIANT IMPERIAL LARKSPUR**

Produces extra large, well placed flowers, the plants grow compact, branching out close to the ground. Showy, free flowering type of unsurpassed elegance. Height 4-5 feet.


**BLUE BELL**—Mid or light blue.  
**BLUE SPIRE**—Intense Oxford Blue or Violet Blue.  
**CARMINE KING**—Deep carmine rose.  
**DAINTINESS**—Delicate lavender.  
**EMPRESS ROSE**—Soft salmon rose.  
**EXQUISITE PINK IMPROVED**—Soft pink, shaded salmon.  
**EXQUISITE ROSE**—Bright rose-pink color.  
**LILAC SPIRE**—Beautiful shade of lilac.  
**MISS CALIFORNIA**—Rich deep pink on salmon ground.  
**LA FRANCE**—Pleasing salmon pink.  
**LOS ANGELES**—Brilliant rose on salmon ground.  
**WHITE SPIRE**—Pure white, extra large and double.  
**ANY OF THE ABOVE**—T. pkt. 10c; 1/8 oz. 15c; oz. 80c; lb. \$8.00.  
**GIANT IMPERIAL LARKSPUR MIXED**—T. pkt. 10c; 1/8 oz. 15c; oz. 80c; lb. \$8.00.

**LARKSPUR HYACINTH FLOWERED**

Produces fine long spikes with few or no laterals. The massive spikes are 18 in. in length and fully 2 in. through. Should be planted close. Under glass space the plants six inches apart across the bench and three inches apart in the rows. Ready three weeks earlier than the larger growing Tall Stock Flowered kind. Height 4 ft. **VIOLET-BLUE, ROSE-PINK, WHITE, LILAC, MIXED.** Either color: T. pkt. 10c; oz. 45c; lb. \$4.20.

**DWARF LARKSPUR DOUBLE MIXED**

Many colors. In bloom May-June. Height 18 in. T. pkt. 10c; oz. 45c; lb. \$4.20.



TYPE OF AMERICA PANSY

The flowers are well rounded, petals thick and velvety, plants dwarf and compact, a combination hard to beat.

## Pansy America

### World's Best Pansy


Best of all because its colors are brighter and more varied than those of other pansies, its petals are thick and velvety, the flowers do not curl up and do not look wilted and sick as do many fluted large flowered thin petaled pansies. The plants are of compact and dwarf growth, the blooms are carried on short and stiff stems. In a word Pansy America is so very superior that anybody at a glance can see that Pansy America is **THE PANSY**. It is only a few years ago that we introduced Pansy America. Today every seedman of importance is listing it. A proof that America is way ahead of other pansies.

America Pansy has flowers of great size. In our trials we find that other strains of pansies come close in size to our America and some have even just as big flowers as our America. But the immense size in other pansies is of little value for the reason that, not possessing the thick, velvety, very substantial petals of America the flowers of these large flowered strains curl up or partly close at the first approach of hot weather. All pansies that we tried so far (we have tried a great many strains) grow tall, the plants become "leggy" the wind whips the plants back and forth, the bloom is carried on tall spindly stalks and none can compare with our Pansy America. Pansy America is an early blooming pansy. It beats in earliness other strains of pansies from two to fully four weeks.

We are paying much attention to our plantations of America Pansy, in order to have superior seed. We are sure that the brightest colored, the largest and wide open flowers on short, compact plants will result only by using our strain of America. T. pkt. 30c;  $\frac{1}{8}$  oz. 50c;  $\frac{1}{4}$  oz. 95c; oz. \$7.00; lb. \$80.00.

We are recommending our Pansy America very strongly. This we do because we are absolutely sure that no one, that will try, will be anywhere near disappointed. Pansy America cannot be over-praised. It is as near perfection as anything on this earth can be. You are welcome to a packet containing about 500 seeds absolutely free for the asking so that you can try our strain of A. P. at our expense. Give our Pansy a trial. This done we assure you that Pansy America will be the only Pansy that you will care to grow. This whether you grow pansies for bedding purposes or in the greenhouses for cut flowers. Ask for a free sample.

**PANSY AMERICA**—Was introduced by us several years ago and proved to be the best of all large flowering pansies. Now there are on the market several strains. If you will grow plants from our seed and also from seed not from us, you will find our strain the best. We try new strains every year. None can compare with our America.



## PANSY—PARISIAN MIXTURE

Contains nearly thirty different varieties of Giant-flowering Pansies and embraces all colors known in Pansies. A mixture of high quality, very superior.  $\frac{1}{8}$  oz. 20c; 1 oz. \$1.40; T. pkt. 10c; lb. \$18.00.

## PANSY EUROPE'S BEST

A mixture of large flowered pansies in a very wide range of colors, dark colors predominating. Quite superior and to be recommended to growers that sell their plants in a market where the competition is not of the keenest sort. Compares favorably with the best there is in large flowered bedding pansies. T. pkt. 15c;  $\frac{1}{8}$  oz. 50c; oz. \$3.40; lb. \$45.00.

**BUGNOT GIANT MIXTURE**—Extremely large flowers, broad blotches and from the large spots extend delicate pencillings to extreme edges of petals.  $\frac{1}{8}$  oz. 40c; 1 oz. \$3.00; T. pkt. 20c; lb. \$40.00.

**MASTERPIECE**—Large flowers, the border of every petal being conspicuously curled and fluted. The plants are very free-flowering, and the numerous blossoms comprise many new tints and colors. T. pkt. 20c; oz. \$3.00;  $\frac{1}{8}$  oz. 40c; lb. \$40.00.

**MASTODON**—Sturdy grower, very large flowers, well formed, wide range of colors. T. pkt. 20c;  $\frac{1}{8}$  oz. 80c; oz. \$5.00; lb. \$60.00.

**TRIMARDEAU MIXED**—Includes all known colors in Pansies, blooms not as large as those produced from higher priced mixtures, yet of quite good quality, price considered. T. pkt. 5c;  $\frac{1}{8}$  oz. 15c; oz. 80c; lb. \$10.00.

## PANSY ROGLI'S SWISS GIANT

A new and very superior mixture of Pansies, extra large in size of flowers, containing some new and very rich colors. T. pkt. 20c;  $\frac{1}{8}$  oz. 50c; oz. \$4.00.

## WINTER BLOOMING PANSY

Sown in July or August will bloom in October and all winter under glass. Plants of compact bushy growth covered with large thick petaled flowers in many colors. Left in the open blooms in October to frost and again in the spring as soon as the snow melts. Protect over winter where the snow does not last all winter. Select specimen plants make first class pot plants. **MIXED**—T. pkt. 10c;  $\frac{1}{8}$  oz. 20c; oz. \$1.20.

## FLORISTS RAISE CABBAGE

and other vegetable plants. Make profit before selling a single plant by ordering your seed from us. We supply many growers including some of the largest in the country.

Grow Early Flat Dutch Cabbage, a variety suitable for both early and late. Giant Pascal Celery, a quality sort that makes the nicest looking plants. Egg Plant Black Beauty, the best of all. Tomato Bonny Best, the most popular. Cauliflower, Pepper Ruby King and Curled Parsley. See our prices.



# Bulbs and Roots

## CALADIUM ELEPHANT'S EAR

Start Caladium early in March in sand with bottom heat. When the root growth is about two inches long the bulbs **MUST** be potted up. Caladium likes extra rich soil and good drainage.

F. O. B. Council Bluffs	Per 12	Per 25	Per 50	Per 100	Per 1000
5 to 7 inch circumference.....	\$0.45	\$0.85	\$1.65	\$3.00	\$30.00
9 to 11 inch circumference.....	1.25	2.50	4.90	9.50	85.00

## TUBEROSES DOUBLE PEARL

Our bulbs are clean and healthy and strictly up to grade.

F. O. B. Council Bluffs	Per 12	Per 50	Per 100	Per 1000
<b>DOUBLE PEARL</b> —3 to 4 inch.....	\$0.40	\$1.00	\$1.80	\$14.00
<b>DOUBLE PEARL</b> —4 to 6 inch.....	.50	1.60	2.80	23.00

**CINNAMON VINE**—Bulblets planted in the spring produce tubers 5 to 9 inches long by fall. Plant 3 inches apart, cover 1 inch deep. 20 bulbets 10c; 100 for 35c; 1000 for \$2.00, postpaid.

**MADERIA OR MIGNONETTE VINE**—Strong roots 10, 40c; 100, \$2.00, not prepaid.

**How to Grow Dahlias** Plant at any time from April to middle of June in thoroughly stirred soil. Lay the tuber flat on its side, space 3 feet apart and cover 6 inches deep. Dahlias show up and do much better when a few plants are grown together. Allow only one stalk to grow from each tuber and when the second set of leaves has appeared pinch out the middle bud. This will induce dwarf growth, the plants will branch freely, strong winds will not blow them down and no support will be needed. Cultivate after every rain until the plants set buds, when they will need lots of water. Do not water at all previous to bud stage as this would cause rapid but soft growth.

Mulching after the plants start to form buds with weeds, grass clippings or manure is very beneficial. If you grow for cut flowers disbud, and cut off all the faded and undesired flowers with as much stalk as possible. To make cut bloom last, cut early in the morning. Put 4 inches of hot water (not boiling) in a shallow pan, place the ends of stems into it and hold there about one minute or until stem is discolored. Then place in deep cold water. Over winter store the tubers in a cool but frost proof place.

In the South Dahlias must not be planted till middle of June. Water abundantly to help them grow and to keep them cool and you will have fine flowers from September on. If planted say in March or April the growth will be forced and weak, they will bloom in May but the first hot spell in June will put them out of commission. Dahlias do well in the South but must be planted late.

## MONTBRETIA

Popular as cut flowers, outselling gladioli in some markets. Flower spikes smaller than those of gladioli, individual flowers star-shaped, dainty and classy, in many colors. Best large flowered hybrids. **MIXED.** 10 for 60c; prepaid. F. O. B. 100 bulbs \$4.50.

## Giant Tiger Lily Tigrinum Fortunei giganteum

Every flower grower should have a planting of Tiger Lilies. No hardy plant will give him better returns. Tiger Lily is and always has been, the most popular lily with the public, therefore readily salable, in and out of bloom. It is absolutely hardy, it never winter-kills, planted either in the spring or fall, multiplies rapidly and furnishes a wealth of first class bloom. The showy blooms are bright orange red, dotted black, and carried on stalks 4 to 5 ft. high. **LARGE BULBS:** 25, \$2.50; 50, \$4.50; 100, \$8.00; 1000, \$75.00, by express not prepaid.

**BY MAIL PREPAID**—5 large bulbs 85c; 10 for \$1.55.  
**DOUBLE TIGER LILY**—Of robust growth and absolutely hardy. Flowers of elegant form resembling in formation of bloom several stars loosely pinned together, pinkish orange in color daintily penciled with black.  
**POSTPAID:** 5 large bulbs \$1.00; 10 bulbs \$1.80. **NOT PREPAID:** 25 for \$2.75; 50 for \$4.75; 100 for \$9.00.

## Lilium Regale—Regal Lily


Iowa grown plump solid quality bulbs, that will bloom the first year if planted early including size 3 to 4 in.

By express not prepaid	Per 25	Per 50	Per 100	Per 1000
4 to 5 ins. circumference.....	\$1.40	\$2.65	\$5.50	\$50.00
5 to 6 ins. circumference.....	1.75	3.35	6.50	55.00
6 to 7 ins. circumference.....	2.10	3.80	7.50	65.00
7 to 8 ins. circumference.....	2.90	5.30	10.00	
8 to 9 ins. circumference.....	3.50	6.30	12.00	

F. O. B. 250 at 1000 rate. No charge for packing.  
**REGALE LILY** bulbs by mail postpaid: 5 large bulbs for 60c; 10 for \$1.00.

## LILIAM TENUIFOLIUM

**SIBERIAN CORAL LILY**—Fine cut flower, for bedding, rockeries, etc. Good sound two years old bulbs. **POSTPAID:** 5 for 35c; 10 for 60c. **NOT PREPAID:** 25 for \$1.00; 50 for \$1.90; 100 for \$3.60; 250 for \$7.50; 1000 bulbs \$30.00.



**YELLOW KING HUMBERT**

## Choice Cannas

**STARTING CANNAS**—The first batch of cannas is generally started up early in March. Cut the rhizomes into 2-inch or 3-inch pieces, each with one eye at least, place them in flats on a layer of coarse soil, cover with sand, water well set the flats on the returning heat pipes; it is necessary to supply a little bottom heat in order to get best results.

When a young growth is about three inches high, remove the flats to a light bench and about two weeks later pot the plants up singly in 3½-inch pots, where they can remain until bedded out. As all the eyes will not start equally fast, potting will have to be done over a period of time, allowing underdeveloped plants to continue growing in flats until proper size is reached.

**HOW TO STORE CANNA ROOTS**—We dig the day first frost hits the canna tops. We cut the tops with a saw flush with the ground then dig, leaving the clumps with plenty of soil adhering exposed to the sun for a few hours. We store the roots piled up one on the other with tops down in a cellar that is moderately damp and frost proof.

- Prices quoted are for dormant 1-2 eyed bulbs.
- ALLEMANIA**—Green leaved. Scarlet flowers, with broad yellow border. Height 5 feet. Not prepaid: 25 for 85c; \$2.50 per 100; \$20.00 per 1,000.
  - APRICOT**—Color deep buff, base suffused pink, flowers very large in immense trusses. Foliage green. Withstands rain and hot sun better than most other sorts. Height 4½ ft. 25 for 85c; 100 for \$3.00.
  - PRESIDENT**—Green leaved, scarlet flower. Height 4 feet. Not prepaid: 25 for 75c; \$3.00 per 100; \$25.00 per 1,000.
  - KING HUMBERT**—Bronze foliage, scarlet flower. Height 4 feet. Not prepaid: 25 for 75c; \$3.00 per 100; \$25.00 per 1,000.
  - MRS. A. CONARD**—Green foliage, pink flowers. Height 4 feet. Not prepaid: 25 for \$1.10; 100 for \$4.00.
  - YELLOW KING HUMBERT**—Green foliage, yellow flower. Height 4 feet. Not prepaid: 25 for 85c; 100 for \$3.00.
  - EUREKA**—The best white canna, flowers very large, creamy white. When first introduced kept badly in storage through winter. We have lost almost the whole supply of roots more than once. Now we have stock that is easy to keep and you will do well to get a start from us. Dormant roots: 25 for \$1.50; 100 roots \$5.50.
  - KING MIDAS**—Flowers extra large of rich deep golden yellow color in large trusses. Beautiful. 25 for \$1.35; 100 for \$5.00.
  - ORANGE HUMBERT**—A sport from red Humbert, fine bronze foliage, flowers in immense trusses of true orange yellow color. Strong grower. Height 4 ft. 25 for \$1.00; 100 for \$3.50. We grow our own canna. Our stock is true to name, not mixed.
  - ROSAMOND**—Height 3½ ft. Foliage green, flowers very large in large trusses bright red with an irregular and wide border of yellowish brown. Pronounced by many as the most beautiful of cannas. 25 for \$1.40; 100 for \$5.00.

## DOUBLE TUBEROUS ROOTED BEGONIAS

Large first class bulbs, size 1½ to 2 in. **PINK, SCARLET, ORANGE, SALMON, CRIMSON.** Mixed. Any color: 10 for \$1.50; 25 for \$3.20. Not prepaid: 100 for \$12.00; 1,000 for \$115.00.

# Winter Sweet Peas Summer Sweet Peas

Our list of Early Flowering Sweet Peas is short for the very important reason that we list ONLY the very best variety in each color. Although short our list covers every known color.

**AMERICAN BEAUTY**—The best rich crimson-rose.  
**BALL ROSE IMPROVED**—Largest and best cerise-pink.  
**BOY BLUE**—Best and largest dark blue.  
**BURPEE'S ORANGE**—The best clear orange.  
**BURPEE'S SALMON**—Best light salmon.  
**BRIGHT LIGHT**—The best flaming scarlet.  
**ELK PURPLE**—Best purple.  
**HOPE**—The best black seeded pure white.  
**LADY GAY**—The best soft pink or blush pink.  
**LADDIE**—Best light rose-pink.  
**LADDIE IMPROVED**—Best rich rose-pluk.  
**MRS. C. COOLIDGE**—The best rich salmon-pink.  
**MRS. H. HOOVER**—The best deep clear blue.  
**MARINER**—Best clear marine blue. (Mid-blue).  
**MEMORY**—Best clear rosy lavender. Wavy flowers.  
**MISS ALABAMA**—Best chocolate maroon.  
**ORANGE KING**—Glowing intense deep orange. The best deep orange.  
**ORIENTAL**—Best deep cream. Black seeded.  
**PRIDE**—Best, pure, deep, even cerise.  
**PEACHES**—Best deep cream. (Bright apricot-rose).  
**PERFECTION**—Best carmine-rose.  
**RED CROSS**—Best deep crimson-scarlet.  
**SILVER KING**—Best light blue.  
**SUNRAY**—Best pure cerise.  
**SUPREME ORANGE**—The best cerise-orange.  
**WHITE CHAMPION**—Best white seeded pure white.  
**ZVOLANEK'S SALMON**—Best cerise salmon.  
**ZVOLANEK'S ROSE**—Displaced by the variety Laddie.  
**WINTER FLOWERING MIXED**—Perfect blend of colors, light Florists' shades predominating.  
**PRICE:** Any variety: Oz. 30c; lb. \$3.50; ½ oz. 15c.

We sell half ounces at ounce rate, quarter and half pounds at pound rate.

**Our List of Early Winter Flowering Sweet Peas** include the choicest, well-tried dependable varieties only. An oz. of seed contains 370 to 420 peas.

## EXCELLENT NEW WINTER PEAS

**SUNPROOF ORANGE**—Bright crimson orange holding its color from bud stage until the aged flower reveals the seed pod. Stems long and strong. At present the best in this color. T. pkt. 15c; oz. 50c; lb. \$4.60.

**MOTHER MACHREE**—Soft, salmon pink, flowers large, perfectly formed semi-duplex. At present the best in its color class. T. pkt. 15c; oz. 40c; lb. \$4.00.

**SUMMER FLOWERING SPENCER PEAS** in choicest mixture. T. pkt. 5c; oz. 10c; lb. \$1.40.

**GRANDIFLORA PEAS MIXED**—T. pkt. 5c; oz. 10c; lb. 60c.

**CUPID SWEET PEAS MIXED**—These grow only foot high, have a spread of two feet per plant, flowers large in many colors. T. pkt. 5c; oz. 10c; lb. \$1.40.

**HARDY PERENNIAL SWEET PEAS** also called Everlasting Peas are high class for any kind of flower work. Listed under the name "Lathyrus Latifolius" on page 89.

**RUFFLED OR DOUBLE**—Sweet Peas are listed by us in the general offer. This class represents an immense advance and growers will find growing these double sweet peas profitable. The frilliness and duplexness of the flowers that are carried on long, strong stems, 4 to 5 per stem, imparts a double appearance to the flowers. Greatly admired by all flower lovers. Try. If you will you will be well repaid. The seed costs no more than the seed of other Sweet Peas.

**FRESH SEEDS** strongly germinating is what we send out. Fresh seeds are "up" sooner and produce strong plants with a negligible amount of weak plants that must be thrown away. This is worth considering when it comes to flower seeds of which the price is high, like petunias, cinerarias, gloxinia, etc.

**TROLLIUS** seed must go through frost before it will germinate. T. Ledebouri being an exception. The best time to sow is late in the fall just before the ground freezes up hard.

## THIS CATALOG

of ours consisting of 32 pages is only a "sample." We have a real catalog of 120 pages that costs money to print but which you can have for nothing if you will write and ask for a copy.

Our big catalog describes thousands of vegetable varieties and thousands of flowers. It contains information some of such nature that you will not find anywhere else.

**Please Write For Our  
BIG CATALOG**

Our list of Summer or Late Flowering Spencer Sweet Peas represents the best there is in this class of Peas. Because we list only the best variety in each color, our list is not as long as some.

**ADMIRAL (THE)**—Best dark violet-blue.  
**AMBITION**—Best rosy-lavender.  
**BEAUTY**—Best blush-pink.  
**BLACK DIAMOND**—Best dark maroon.  
**CAPRI**—Best light blue.  
**CAPTAIN BLOOD**—Best brilliant crimson-scarlet.  
**CHIEFTAIN**—Best pure mauve.  
**DERBY DAY**—Best deep crimson.  
**ECSTASY**—Best deep blush-pink.  
**EOSINE**—Best light cerise.  
**EXCELSIOR**—Best orange-scarlet.  
**FLORADALE**—Best deep cream-pink.  
**FORTUNE**—Best navy blue.  
**GOLD CREST**—Best salmon.  
**GOLDEN WINGS**—Best pure orange.  
**HIGHLANDER**—Best clear lavender.  
**JUMBO**—Best deep cerise.  
**LIFE**—Best cerise-scarlet.  
**MELODY**—Best apricot-pink.  
**OLYMPIA**—Best purple.  
**PRINCE OF ORANGE**—Best deep orange.  
**PINK FRILLS**—Best deep salmon-pink.  
**PINKIE**—Best rose-pink.  
**REFLECTION**—Best clear mid-blue.  
**RUFFLED BEAUTY**—Best light cream-pink.  
**RUFFLED CARMINE**—Best rose-carmine.  
**RUFFLED ROSE**—Best rich rose.  
**RUFFLED WHITE**—Best pure white. White seeded.  
**WELCOME**—Best dazzling scarlet.  
**WHAT JOY**—Best deep rich cream.  
**YOUTH**—Best picotee. Rose on white ground.  
**ANY OF THE ABOVE:** T. pkt. 10c; oz. 15c; lb. \$1.60.

**SWEET PEAS UNDER GLASS** Good drainage, the soil worked 18 in. deep or deeper, enriched with 30% of rotted cow manure and tramping down the soil FIRMLY is the key of success. Also 6 to 8 ft. of headroom.

Soak the soil thoroughly before sowing. Few days after that, when the soil is only moderately moist sow in rows running north and south and cover the seed 2 inches deep. Sow in shallow trenches 2-3 in. deep, fill up these trenches with dirt about 45 days after planting. NEVER sow in wet or loose soil. Have the rows 15-18 in. apart. Start watering only when the seeds are half inch out of the soil then water only about once a week soaking the soil thoroughly. Thin out to at least 6 in. apart in the rows. When the plants begin to bloom use liquid cow manure once a week. Keep the soil stirred, do not allow any crust to form. In the fall when the weather is cloudy some of the buds will be dropping. To minimize this trouble keep the house on the dry side, STOP WATERING and wait 'till the top soil is dry 3-5 in. deep, then pour water in trenches from underneath. Ventilate all you can but avoid drafts. Draft is fatal to all greenhouse crops. Sow in September to get a heavy crop of blooms for Christmas. Always soak the seed for 6-10 hours, use only swelled seed and chip or file seeds that did not swell up, drop them back into water, sow when they are swelled up. SWEET

**PEAS OUTDOORS**—About the middle of March place 6 seeds in a 4 in. pot, thin out later, leaving only 3 strongest plants. Place pots in cold frame, field plant early in May, do not allow your plants to suffer from lack of moisture, mulch when hot weather sets in, have the plants 10-15 inches apart in the rows. Remove all poor flowers promptly.

## LATE SWEET PEAS UNDER GLASS

Sown about foot apart at the same time with Early Winter Flowering Peas, after Chrysanthemums, these Late Sweet Peas being of less rapid growth will not interfere with the growth of the Early kind, until the Early ones are almost exhausted. Then the robust growing Late, will overtake the played out Earlies and you will get a heavy crop of high class bloom in May and June. LATE SWEET PEAS will produce fine flowers sown late in winter with spring not far off. Sown under glass in summer, will make lots of vines, but never a flower.

**In the South** Early Flowering Sweet Peas, sown after danger of heavy frost is past, will produce in the open a crop of flowers two weeks ahead of Late Spencers.

## STREPTOCARPUS HYBRIDUS

**STREPTOCARPUS**—Winter blooming greenhouse plant. Flowers large, trumpet shaped in shades of violet, pink rose down to pure white. What we offer is seed saved from the finest, large flowered hybrids, the best money can buy. Treat same as Gloxinia. Seed very fine. Height 1 ft. T. pkt. 25c; ¼ oz. \$2.00.

**FLOWER GROWERS** you will profit by reading bulletin of the Connecticut Experiment Station No. 380 entitled "Sand Culture of Seedlings" in which it is shown that you can get a 100% stand even when sowing seeds that are difficult to germinate and as a rule expensive. The bulletin is free. Write to: State Experiment Station, Storrs, Conn.

**SCABIOSA COLUMBARIA**—A beauty among beauties, a high class florists' flower. But with us here in Iowa, winter-kills every time. Try it. If it proves hardy in your locality you will see some real flowers.